University of Central Florida

Board of Trustees
Finance and Facilities Committee Meeting
February 12, 2014
8:30 a.m.
President's Boardroom, Millican Hall, 3rd floor
Conference call in phone number 800-442-5794, passcode 463796

REVISED AGENDA

I.	**CALL TO ORDER**	Marcos R. Marchena *Chair, Finance and Facilities Committee*
II.	**ROLL CALL**	Tracy D. Reedy *Coordinator, Administrative Services for Administration and Finance Division*
III.	**MEETING MINUTES**	
	• Approval of the December 4, 2013, Finance and Facilities Committee meeting minutes	Chair Marchena
IV.	**NEW BUSINESS**	Chair Marchena
	• Finance and Facilities Committee Charter Review (FFC-1)	Chair Marchena William F. Merck II *Vice President for Administration and Finance and Chief Financial Officer*
	• 2014-15 Medical Student Tuition and Fees (FFC-2)	Tony G. Waldrop *Provost and Executive Vice President* Deborah German *Vice President for Medical Affairs and Dean of the College of Medicine*

• 2014-15 Student Activity and Service, Health, and Athletic Fees (FFC-3)	William F. Merck II Maribeth Ehasz *Vice President for Student Development and Enrollment Services*
• Capital Improvement Trust Fund Fee (FFC-4)	William F. Merck II Maribeth Ehasz Lee Kernek *Associate Vice President for Administration and Finance*
• Minor Amendment to the 2010 Campus Master Plan – Global International Student Center and Parking Garage (FFC-5)	William F. Merck II W. Scott Cole *Vice President and General Counsel* Lee Kernek
• Technology Fee Report (INFO-1)	Tony G. Waldrop Joel Hartman *Vice Provost for Information Technologies and Resources and Chief Information Officer*
• Equipment Fees for 2014-15 (INFO-2)	William F. Merck II Ross Hinkle *Vice Provost and Dean of Graduate Studies* Elliott M. Vittes *Interim Vice Provost and Dean of Undergraduate Studies*
• UCF Housing Update (INFO-3)	William F. Merck II Maribeth Ehasz
• UCF Investments Quarterly Report Ended December 31, 2013 (INFO-4)	William F. Merck II Tracy Clark *Associate Vice President for Administration and Finance and Controller*
• Key Financial Ratios – UCF Compared to State University System (INFO-5)	William F. Merck II Tracy Clark
• University Operating Budget Report Ended December 31, 2013 (INFO-6)	William F. Merck II Tracy Clark

	• UCF Research Foundation 2013-14 First-Quarter Financial Report Presentation (INFO-7)	William F. Merck II John C. Pittman *Associate Vice President for Administration and Finance, Debt Management*
V.	**OTHER BUSINESS**	Chair Marchena
VI.	**CLOSING COMMENTS**	Chair Marchena

University of Central Florida

Board of Trustees
Finance and Facilities Committee Meeting
President's Boardroom, Millican Hall, 3rd floor
December 4, 2013

MINUTES

CALL TO ORDER

Trustee Marcos Marchena, chair of the Finance and Facilities Committee, called the meeting to order at 8:32 a.m. Committee member Reid Oetjen was present. Committee members John Sprouls and Robert Garvy attended via teleconference. Trustee Olga Calvet attended via teleconference.

MINUTES APPROVAL

The minutes of the September 26, 2013, October 16, 2013, and November 14, 2013, Finance and Facilities Committee meetings were approved as submitted.

NEW BUSINESS

UCF 2012-13 Annual Accountability Report (FFC-1)

Diane Z. Chase, Executive Vice Provost, reported that per Board of Governors' regulations, the UCF Annual Accountability Report must be approved by the Board of Trustees before being submitted to the Board of Governors. M. Paige Borden, Assistant Vice President for Institutional Knowledge Management, summarized the report and gave highlights of pertinent information. The committee unanimously approved the UCF 2012-13 Annual Accountability Report.

UCF Housing Presentation (INFO-1)

Maribeth Ehasz, Vice President for Student Development and Enrollment Services, and Jeff Novak, Director of Housing, gave a presentation of the ways SDES is working to meet occupancy requirements for UCF and affiliated housing.

UCF Investments Quarterly Report Ended September 30, 2013 (INFO-2)

Tracy Clark, Associate Vice President for Administration and Finance and Controller, reviewed the investments quarterly update as of September 30, 2013.

UCF Key Financial Ratios (INFO-3)

Clark reviewed the key financial ratios as of June 30, 2013.

University Operating Budget Report ended September 30, 2013 (INFO-4)

Clark reported that the University Operating Budget Report ended September 30, 2013, was provided as an information item.

Direct Support Organizations' 2013-14 First-Quarter Financial Reports (INFO-5)
Merck reported that the DSOs' 2013-14 first-quarter financial reports ended September 30, 2013, were provided as information items.

University and DSO Debt Report (INFO-6)
Merck reported that the University and DSO Debt Report was provided as an information item.

2014 Finance and Facilities Committee Meeting Dates (INFO-7)
Chair Marchena reported that the 2014 Finance and Facilities Committee meeting dates were provided as an information item.

Chair Marchena adjourned the Finance and Facilities Committee meeting at 10:15 a.m.

Respectfully submitted: William F. Merck II 1-14-14

William F. Merck II
Vice President for Administration and Finance
and Chief Financial Officer

Date

ITEM: FFC-1

University of Central Florida
Board of Trustees
Finance and Facilities Committee

SUBJECT: Finance and Facilities Committee Charter Review

DATE: February 12, 2014

PROPOSED COMMITTEE ACTION

Review the Finance and Facilities Committee charter for potential modifications.

BACKGROUND INFORMATION

Regulations implemented by the Board of Trustees in January 2011 direct the Finance and Facilities committee to review its charter every three years. Changes in style only require approval at the committee level. Changes in content must be approved by the committee and then be presented to the full Board of Trustees for approval.

Supporting documentation: Finance and Facilities Committee Charter

Prepared by: William F. Merck II, Vice President for Administration and Finance and Chief Financial Officer

Submitted by: William F. Merck II, Vice President for Administration and Finance and Chief Financial Officer

UNIVERSITY OF CENTRAL FLORIDA

FINANCE AND FACILITIES COMMITTEE CHARTER

1. Overall Purpose/Objectives

The Finance and Facilities Committee ("**Committee**") is a committee of the University of Central Florida Board of Trustees ("**Board**"), whose members are appointed by the Chairman of the Board. The general purpose of the Committee is to provide review, policy guidance and strategic oversight of the university's financial matters, financial reporting statements, campus master planning activities and other real estate type activities for both the University and its direct support organizations ("**DSO(s)**").

For university financial matters, the Committee will review actions to be presented to the Board and provide a recommendation. This includes, but is not limited to, the annual University budget and all tuition, room rents, and other student fees that are required by state statute to be approved by the Board. The committee will schedule and periodically review financial reports from the university's direct support organizations (DSO's).

For campus master planning and other real estate matters the Committee will coordinate the campus master planning process and provide recommendations to the Board for action. The committee will annually review the capital improvement plan submissions to the Board of Governors and State legislature, and periodically review programs that ensure the maintenance and safety of University facilities. The committee will review any real estate related projects or facilities involving the University or any of its DSO's, or any other university entities that may arise in the future by whatever designation, and make recommendations to the full Board. The Committee will participate in (and review and approve) the planning process for any DSO-initiated program that will materially affect the University either financially or in reputation, or involve any real estate related matters on or off campus.

2. Authority

The Board authorizes the Committee to:

2.1 Perform activities within the scope of its charter.

2.2 Engage outside consultants and other advisors as it deems necessary with approval of the Board or the President.

2.3 Have unrestricted access to management, faculty, and employees of the University and its DSOs, as well as to all books and records related to facilities planning.

3. Organization Membership

3.1 The Chair of the Board will appoint the chair and members of the Committee, all of whom must be members of the Board.

3.2 The Committee will consist of at least five members.

3.3 Members will serve on the Committee until their resignation or replacement by the Chair of the Board.

4. Meetings

4.1 A majority of the members of the Committee will constitute a quorum for the transaction of business.

4.2 Meetings shall be held not less than three times per year.

4.3 The Committee shall maintain written minutes of its meetings.

4.4 The Vice President for Administration and Finance, who has operational responsibility for facilities planning, will be the liaison to the Committee from the UCF Administration. Said Vice President will regularly meet and correspond with the Chairman of the Committee and in consultation with the Chairman, prepare the agenda for meetings of the Committee. Said Vice President will further advise and keep informed as needed both the President and the Chair of the Board on a regular basis regarding matters brought before and actions taken by the Committee.

4.5 The Committee may request special presentations or reports that may enhance members' understanding of their responsibilities.

4.6 It is the intent of the Committee for matters within its purview to come before the Committee as early as possible so that the Committee can issue its recommendations and exercise its oversight at the beginning of any particular project or matter.

5. Roles and Responsibilities

FINANCE

With regard to each item listed below, the committee will:

5.1 review the annual operating budgets of the university and recommend appropriate action to the board

5.2 review the financial statements of the university's DSO's, making recommendations for action to the board as needed; (frequency of review is at the discretion of the committee, but will be not less than once each year)

5.3 review the annual capital budget request of the university and recommend appropriate action to the board

5.4 review annual (or interim) changes to the university's tuition and fees and any related policy changes, and recommend appropriate action to the Board

5.5 review the annual financial statements of the university, making any recommendations regarding such reports deemed necessary to the Board

FACILITIES

6. Campus Master Plan

6.1 Become familiar with the current campus master plan and the philosophies behind its development.

6.2 Understand the statutorily required process and frequency of updates to the plan.

6.3 Recommend amendments to the plan to the Board.

6.4 Recommend appropriate action regarding the acquisition and disposition of real property.

Capital Improvement Plan

6.5 Review material proposed additions to and renovations of existing facilities, to include facilities of the University and DSOs.

6.6 Review and recommend to the Board the annual list of capital improvements for funding by the Legislature, including the PECO list and the Capital Improvement Program for all other projects.

6.7 Periodically review and recommend to the Board matters and facilities relating specifically to student housing, both on and off campus and further review a long-term strategic planning program for said student housing.

Direct Support Organizations

6.8 Participate in the planning process for any DSO involvement in capital projects that affect the University either financially or in reputation or involve any real estate.

6.9 Review, provide oversight with respect to, and provide recommendations to the Board for any actions that may be required stemming from a DSO initiated capital project.

Maintenance of Facilities

6.10 Review the effectiveness of the various University and DSO organizations in maintaining the buildings and grounds that are responsibilities of the Board.

6.11 Review the effectiveness of University law enforcement in protecting the physical assets of the University and providing a safe environment for the various University constituencies.

6.12 Review the effectiveness of the campus organizations responsible for environmental health and safety both in the buildings and on the grounds.

6.13 Provide recommended action items to the Board on all of the items above to the Board when necessary.

6.14 Adopt and recommend to the Board a policy associated with the naming of any buildings or facilities of the University.

Reporting Responsibilities

6.15 Regularly update the Board about Committee activities and make appropriate recommendations.

6.16 Ensure the Board is aware of matters within the purview or responsibility of the Committee that may significantly impact the financial condition or legal liability of the University.

Charter Review

6.17 Review the Committee Charter at least every three years and discuss any required changes with the Board.

6.18 Ensure that the charter is approved or reapproved by the Board after each update.

ITEM: **FFC-2**

University of Central Florida
Board of Trustees
Finance and Facilities Committee

SUBJECT: 2014-15 Medical Student Tuition and Fees

DATE: February 12, 2014

PROPOSED COMMITTEE ACTION

Recommend approval of proposed 2014-15 tuition, fees, and out-of-state fees for the College of Medicine Medical Education Program.

	2013-14			2014-15		
	Fee per Credit Hour[1]	Resident	Non-Resident	Fee per Credit Hour[1]	Resident	Non-Resident
Tuition	$590.07	$23,602.80	$23,602.80	$637.27	$25,490.80	$25,490.80
Fees:						
Capital Improvement Trust Fund Fee[2]	$6.76	$270.40	$270.40	$8.76	$350.40	$350.40
Financial Aid Fee	$29.50	$1,180.00	$1,180.00	$31.86	$1,274.40	$1,274.40
Activity and Service Fee[2]	$10.79	$431.60	$431.60	$11.67	$466.80	$466.80
Athletic Fee[2]	$13.44	$537.60	$537.60	$14.32	$572.80	$572.80
Health Fee[2]	$10.89	$435.60	$435.60	$10.84	$433.60	$433.60
Transportation Fee	$9.10	$364.00	$364.00	$9.10	$364.00	$364.00
Technology Fee[3]	$5.16	$206.40	$206.40	$5.16	$206.40	$206.40
Equipment Fee[4]		$601.00	$601.00		$601.00	$601.00
Non-resident Fees:						
Out-of-state Fee	$687.05	$0.00	$27,482.00	$639.85	$0.00	$25,594.00
Financial Aid Fee	$34.35	$0.00	$1,374.00	$31.99	$0.00	$1,279.60
Total Tuition and Fees		$27,629.40	$56,485.40		$29,760.20	$56,633.80

Notes:

[1] Fees are based on 40 credit hours per academic year.

[2] Fee will be adjusted to reflect any Board of Trustee and/or legislative changes.

[3] This fee reflects the per-credit-hour fee charged to undergraduate students. The technology fee may be adjusted once undergraduate tuition is determined.

[4] The equipment fee provides a laptop, mobile device, and minor classroom equipment to each student based on requirements of the M.D. Program Curriculum. The fee also includes dedicated access to and use of multi-function printers for all students.

BACKGROUND INFORMATION

Florida Statute 1009.24 delegates authority to the Florida Board of Governors, or the board's designee, to establish tuition for graduate professional programs and out-of-state fees for all programs. Florida Board of Governors regulation 7.001 delegates authority to each university board of trustees to set tuition and out-of-state fees for graduate and professional programs.

This recommendation was developed after reviewing comparative information from other Florida public medical schools. The fees charged to medical students are based on approved university fees using 40 credit hours per year. This policy is consistent with other established Florida medical schools. Out-of-state fees were based on comparative data from Florida medical schools.

Supporting documentation:

Text of Florida Statute 1009.24 (Attachment A)
Text of Florida Board of Governors regulation 7.001 (Attachment B)
Tuition and fees comparative analysis of Florida medical schools (Attachment C)
Tuition and fees comparative analysis of national public and private medical schools (Attachment D)

Prepared by: Deborah C. German, Vice President for Medical Affairs and Dean of the College of Medicine
Steven T. Omli, Director of Finance and Accounting for the College of Medicine

Submitted by: Tony G. Waldrop, Provost and Executive Vice President
William F. Merck II, Vice President for Administration and Finance and Chief Financial Officer

Attachment A

Select Year: 2008 Go

The 2008 Florida Statutes

Title XLVIII K-20 EDUCATION CODE	Chapter 1009 EDUCATIONAL SCHOLARSHIPS, FEES, AND FINANCIAL ASSISTANCE	View Entire Chapter

1009.24 State university student fees.--

(1) This section applies to students enrolled in college credit programs at state universities.

(2) All students shall be charged fees except students who are exempt from fees or students whose fees are waived.

(3) All moneys from tuition and fees shall be deposited pursuant to s. 1011.42.

(4)(a) Effective January 1, 2008, the resident undergraduate tuition for lower-level and upper-level coursework shall be $77.39 per credit hour.

(b) Beginning with the 2008-2009 fiscal year and each year thereafter, the resident undergraduate tuition per credit hour shall increase at the beginning of each fall semester at a rate equal to inflation, unless otherwise provided in the General Appropriations Act. The Office of Economic and Demographic Research shall report the rate of inflation to the President of the Senate, the Speaker of the House of Representatives, the Governor, and the Board of Governors each year prior to March 1. For purposes of this paragraph, the rate of inflation shall be defined as the rate of the 12-month percentage change in the Consumer Price Index for All Urban Consumers, U.S. City Average, All Items, or successor reports as reported by the United States Department of Labor, Bureau of Labor Statistics, or its successor for December of the previous year. In the event the percentage change is negative, the resident undergraduate tuition shall remain at the same level as the prior fiscal year.

(c) The Board of Governors, or the board's designee, may establish tuition for graduate and professional programs, and out-of-state fees for all programs. The sum of tuition and out-of-state fees assessed to nonresident students must be sufficient to offset the full instructional cost of serving such students. However, adjustments to out-of-state fees or tuition for graduate programs pursuant to this section may not exceed 10 percent in any year, and adjustments to out-of-state fees or tuition for professional programs may not exceed 15 percent in any year.

(d) The sum of the activity and service, health, and athletic fees a student is required to pay to register for a course shall not exceed 40 percent of the tuition established in law or in the General Appropriations Act. No university shall be required to lower any fee in effect on the effective date of this act in order to comply with this subsection. Within the 40 percent cap, universities may not increase the aggregate sum of activity and service, health, and athletic fees more than 5 percent per year unless specifically authorized in law or in the General Appropriations Act. A university may increase its athletic fee to defray the costs associated with changing National Collegiate Athletic Association divisions. Any such increase in the athletic fee may exceed both the 40 percent cap and the 5 percent cap imposed by this subsection. Any such increase must be approved by the athletic fee committee in the process outlined in subsection (12) and cannot exceed $2 per credit hour. Notwithstanding the provisions of ss. 1009.534, 1009.535, and 1009.536, that portion of any increase in an athletic fee pursuant to this subsection that causes the sum of the activity and service, health, and athletic fees to exceed the 40 percent cap or the annual increase in such fees to exceed the 5 percent cap shall not be included in calculating the amount a student receives for a Florida Academic Scholars award, a Florida Medallion Scholars award, or a Florida Gold Seal Vocational Scholars award.

(e) This subsection does not prohibit a university from increasing or assessing optional fees related to specific activities if payment of such fees is not required as a part of registration for courses.

(5) A university that has a service area that borders another state may implement a plan for a differential out-of-state fee.

7.001 Tuition and Associated Fees

(1) All students shall pay tuition and associated fees as authorized by the Board of Governors or its designee.

(2) Tuition shall be defined as the basic fee assessed to students for enrollment in credit courses at any of the state universities. Non-resident tuition shall be defined as the basic fee and out-of-state fee assessed to non-resident students for enrollment in credit courses at any of the state universities. The out-of-state fee is the additional fee charged to a non-resident student. The non-resident tuition must be sufficient to offset the full instructional cost of serving the non-resident student. Calculations of the full cost of instruction shall be based on the university average of the prior year's cost of programs using the expenditure analysis.

(3) Effective with the Fall 2008 term, undergraduate tuition shall be $82.03 per credit hour.

(4) Each university board of trustees may set tuition for graduate and professional programs.

(5) Each university board of trustees may set out-of-state fees for undergraduate, graduate and professional programs.

(6) Associated fees shall include the following fees and other fees as authorized by the Board of Governors:

(a) Student Financial Aid Fee;
(b) Capital Improvement Fee;
(c) Building Fee;
(d) Health Fee;
(e) Athletic Fee;
(f) Activity and Service Fee;
(g). Non-Resident Student Financial Aid Fee, if applicable.

(7) Students shall pay tuition and associated fees or make other appropriate arrangements for the payment of tuition and associated fees (installment payment, deferment, or third party billing) by the deadline established by the university for the courses in which the student is enrolled, which shall be no later than the end of the second week of class.

(8) Registration shall be defined as the formal selection of one or more credit courses approved and scheduled by the university and, tuition payment, partial or otherwise, or other appropriate arrangements for tuition payment (installment

2013-14 AAMC Tuition and Fee Data
Florida Medical School Benchmarks

Attachment C

SCHOOL NAME	2014 Resident Tuition	Non-Resident Tuition	Resident Fee	Non-Resident Fee	Resident Tuition and Fees	Non-Resident Tuition and Fees	2013 Resident Tuition	Tuition % Increase over 2013
Central Florida[1]	**23,603**	**51,085**	**4,026**	**5,400**	**27,629**	**56,485**	**22,915**	**3.00%**
FIU-Wertheim	31,939	61,939	5,459	6,959	37,398	68,898	31,938	0.00%
Florida	32,744	45,000	3,992	3,992	36,736	48,992	31,790	3.00%
Florida Atlantic-Schmidt	26,497	58,942	3,018	3,991	29,515	62,933	25,725	3.00%
Florida State	21,140	54,046	3,639	5,284	24,779	59,330	19,943	6.00%
USF-Morsani	29,175	49,355	4,551	5,560	33,726	54,915	29,175	0.00%
Florida Public Average	**27,516**	**53,395**	**4,114**	**5,198**	**31,631**	**58,592**	**26,914**	**2.24%**

							All Public Medical Schools
Public School Percentiles							
25th Percentile	23,778	45,528	1,138	1,138	26,094	47,329	14.87%
50th Percentile	29,206	52,000	1,946	1,884	31,599	55,540	1.69%
75th Percentile	32,235	57,666	2,552	2,599	34,136	60,323	3.54%
Average	27,682	50,566	2,199	2,840	29,881	53,406	5.25%
Private School Percentiles							**All Private Medical Schools**
25th Percentile	43,748	45,000	728	734	45,216	46,888	9.67%
50th Percentile	48,251	48,738	1,491	1,500	49,944	50,220	9.67%
75th Percentile	50,329	51,484	2,587	2,638	52,380	53,102	11.03%
Average	45,996	47,590	1,894	1,924	47,890	49,514	12.62%

[1] For comparative purposes, $27,482 was subtracted from the non-resident fee column and was added to the non-resident tuition column.

Attachment D

AAMC MEDICAL SCHOOL TUITION AND FEES
2013-14 REPORT
SUMMARY OF BENCHMARKS

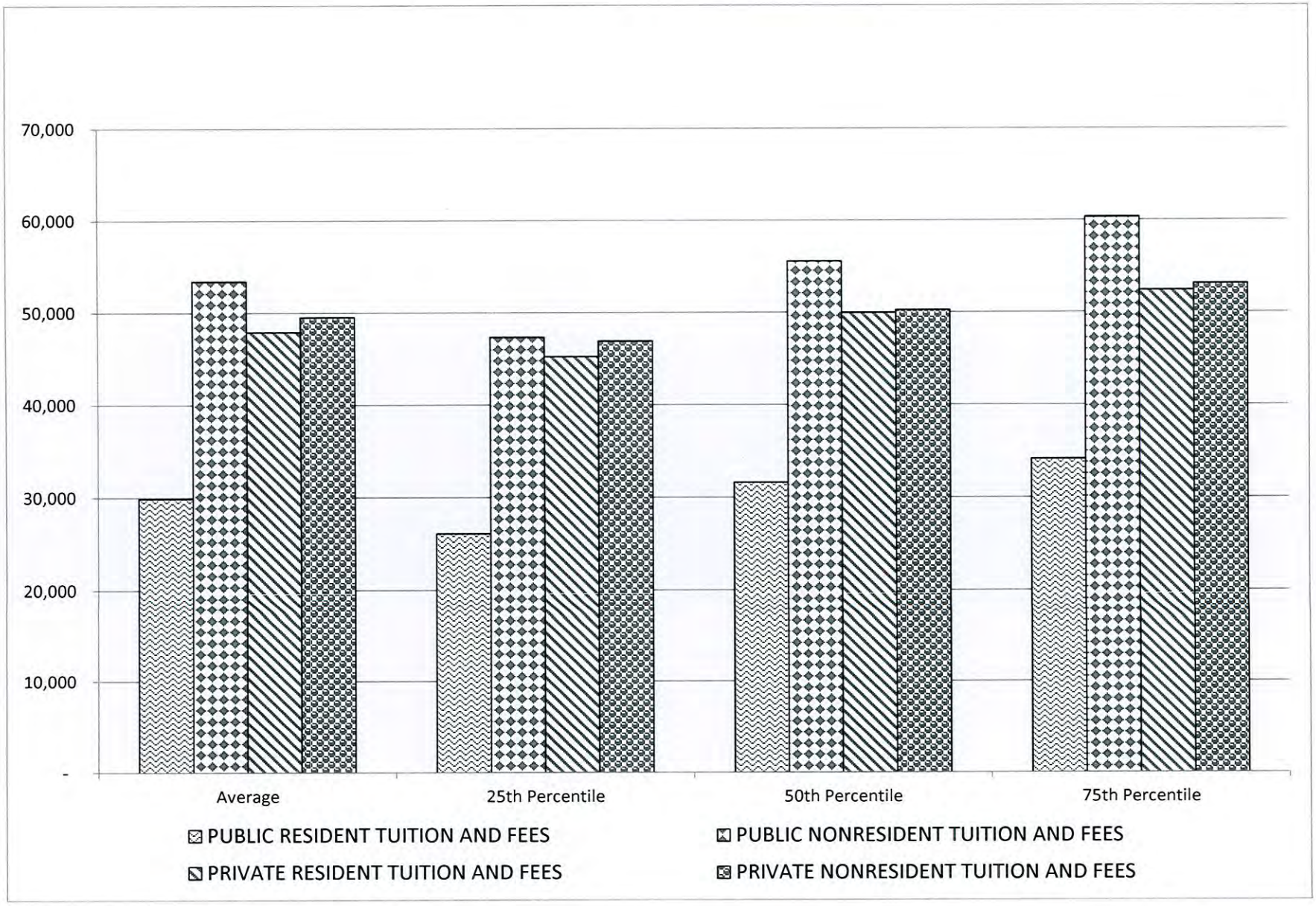

Attachment D

AAMC MEDICAL SCHOOL TUITION AND FEES
2013-14 REPORT
PUBLIC SCHOOLS

SCHOOL NAME	RESIDENT TUITION	NONRESIDENT TUITION	RESIDENT FEE	NONRESIDENT FEE	PUBLIC RESIDENT TUITION AND FEES	PUBLIC NONRESIDENT TUITION AND FEES
Alabama	24,510	58,590	1,970	1,970	26,480	60,560
Arizona	28,686	47,861	1,003	1,003	29,689	48,864
Arizona Phoenix	28,686	47,861	653	653	29,339	48,514
Arkansas	21,940	43,880	2,301	2,301	24,241	46,181
Buffalo	32,190	57,380	1,982	1,982	34,172	59,362
Central Florida	23,603	23,603	4,026	32,882	27,629	56,485
Central Michigan	33,536	67,072	2,500	2,500	36,036	69,572
Cincinnati	27,796	45,704	1,531	1,531	29,327	47,235
Connecticut	24,832	52,312	8,099	8,099	32,931	60,411
Cooper Rowan	33,900	53,800	1,705	1,705	35,605	55,505
East Carolina-Brody	14,576	NI	2,378	NI	16,954	NI
East Tennessee-Quillen	28,588	58,272	2,021	2,021	30,609	60,293
Eastern Virginia	29,984	56,382	1,505	1,505	31,489	57,887
FIU-Wertheim	31,939	61,939	5,459	6,959	37,398	68,898
Florida	32,744	45,000	3,992	3,992	36,736	48,992
Florida Atlantic-Schmidt	26,497	58,942	3,018	3,991	29,515	62,933
Florida State	21,140	54,046	3,639	5,284	24,779	59,330
GRU MC Georgia	27,258	54,516	1,810	1,810	29,068	56,326
Hawaii-Burns	31,608	65,232	690	690	32,298	65,922
Illinois	34,578	71,578	3,052	3,052	37,630	74,630
Indiana	33,019	51,888	455	455	33,474	52,343
Iowa-Carver	32,370	48,852	1,754	1,754	34,124	50,606
Kansas	30,976	54,842	732	732	31,708	55,574
Kentucky	32,788	60,992	1,082	1,082	33,870	62,074
Louisville	33,718	51,250	801	801	34,519	52,051
LSU New Orleans	22,486	49,381	1,499	1,499	23,985	50,880
LSU Shreveport	19,462	46,197	684	684	20,146	46,881
Marshall-Edwards	19,010	46,600	1,076	1,076	20,086	47,676
Maryland	29,584	54,415	3,527	4,575	33,111	58,990
Massachusetts	8,352	NI	14,535	NI	22,887	NI
Michigan	29,236	47,184	914	914	30,150	48,098
Michigan State	30,089	61,556	43	43	30,132	61,599
Minnesota	37,872	49,767	2,196	2,196	40,068	51,963
Mississippi	23,149	NI	52	NI	23,201	NI
Missouri Columbia	26,935	53,629	2,408	2,408	29,343	56,037
Missouri Kansas City	29,150	58,299	1,825	1,825	30,975	60,124
MU South Carolina	33,388	59,852	2,252	2,252	35,640	62,104
Nebraska	27,992	67,604	1,487	1,487	29,479	69,091
Nevada	22,356	53,640	2,267	2,267	24,623	55,907
New Mexico	16,120	46,297	3,275	3,275	19,395	49,572
North Carolina	17,537	44,416	1,962	1,962	19,499	46,378
North Dakota	26,283	48,649	1,348	1,348	27,631	49,997
Northeast Ohio	32,755	65,510	2,862	2,862	35,617	68,372
Oakland Beaumont	46,249	46,249	-	-	46,249	46,249
Ohio State	28,744	46,552	808	808	29,552	47,360
Oklahoma	20,291	47,555	3,072	3,072	23,363	50,627
Oregon	38,428	53,596	2,226	2,226	40,654	55,822
Puerto Rico	9,465	19,878	3,000	3,000	12,465	22,878
Rutgers New Jersey	35,823	57,479	1,220	1,220	37,043	58,699
Rutgers-RW Johnson	35,823	57,479	1,781	1,781	37,604	59,260
South Alabama	26,617	53,234	776	776	27,393	54,010
South Carolina	35,498	79,612	1,100	1,100	36,598	80,712
South Carolina Greenville	35,498	79,612	1,080	1,080	36,578	80,692
South Dakota-Sanford	24,580	57,527	5,530	5,530	30,110	63,057
Southern Illinois	29,156	NI	2,869	NI	32,025	NI
Stony Brook	32,190	57,380	2,448	2,448	34,638	59,828
SUNY Downstate	32,190	57,380	589	589	32,779	57,969
SUNY Upstate	32,190	57,380	1,493	1,493	33,683	58,873
Tennessee	33,030	65,460	1,151	1,151	34,181	66,611
Texas A & M	12,780	25,880	3,624	3,624	16,404	29,504
Texas Tech	14,050	27,150	2,196	2,196	16,246	29,346
Texas Tech-Foster	14,050	27,150	2,314	2,314	16,364	29,464
Toledo	30,541	60,745	2,540	2,540	33,081	63,285

Attachment D

AAMC MEDICAL SCHOOL TUITION AND FEES
2013-14 REPORT
PUBLIC SCHOOLS

SCHOOL NAME	RESIDENT TUITION	NONRESIDENT TUITION	RESIDENT FEE	NONRESIDENT FEE	PUBLIC RESIDENT TUITION AND FEES	PUBLIC NONRESIDENT TUITION AND FEES
U Washington	29,094	58,083	1,092	1,092	30,186	59,175
UC Davis	34,874	47,119	2,654	2,654	37,528	49,773
UC Irvine	31,134	43,379	1,833	1,833	32,967	45,212
UC Riverside	31,134	43,380	1,570	1,570	32,704	44,950
UC San Diego	31,134	43,379	1,614	1,614	32,748	44,993
UC San Francisco	31,134	43,379	1,231	1,231	32,365	44,610
UCLA-Geffen	31,134	43,379	1,412	1,412	32,546	44,791
USF-Morsani	29,175	49,355	4,551	5,560	33,726	54,915
UT Houston	13,025	26,125	2,071	2,071	15,096	28,196
UT HSC San Antonio	14,500	28,907	2,633	2,633	17,133	31,540
UT Medical Branch	14,650	27,750	1,962	1,962	16,612	29,712
UT Southwestern	16,413	29,513	1,430	1,430	17,843	30,943
Utah	31,982	60,548	952	952	32,934	61,500
Vermont	30,940	54,160	1,957	1,957	32,897	56,117
Virginia	42,332	52,112	4,054	4,736	46,386	56,848
Virginia Commonwealth	28,661	43,786	2,469	3,081	31,130	46,867
Wayne State	29,855	62,130	1,935	1,935	31,790	64,065
West Virginia	25,380	51,804	1,224	1,224	26,604	53,028
Western Michigan	NI	NI	NI	NI	NI	NI
Wisconsin	23,836	33,732	1,100	1,100	24,936	34,832
Wright State-Boonshoft	30,842	47,502	2,588	2,588	33,430	50,090

Attachment D

AAMC MEDICAL SCHOOL TUITION AND FEES
2013-14 REPORT
PRIVATE SCHOOLS

SCHOOL NAME	RESIDENT TUITION	NONRESIDENT TUITION	RESIDENT FEE	NONRESIDENT FEE	PRIVATE RESIDENT TUITION AND FEES	PRIVATE NONRESIDENT TUITION AND FEES
Albany	53,204	53,204	1,705	1,705	54,909	54,909
Baylor	6,550	19,650	10,948	10,948	17,498	30,598
Boston	52,426	52,426	760	760	53,186	53,186
Brown-Alpert	49,384	49,384	814	814	50,198	50,198
Caribe	34,250	42,255	4,680	4,680	38,930	46,935
Case Western	53,320	53,320	40	40	53,360	53,360
Chicago Med-Franklin	49,920	49,920	736	736	50,656	50,656
Chicago-Pritzker	45,835	45,835	1,053	1,053	46,888	46,888
Columbia	51,484	51,484	1,894	1,894	53,378	53,378
Commonwealth	48,301	53,737	1,830	1,830	50,131	55,567
Cornell-Weill	48,500	48,500	3,388	3,388	51,888	51,888
Creighton	50,348	50,348	1,698	1,698	52,046	52,046
Dartmouth-Geisel	53,432	53,432	1,530	1,530	54,962	54,962
Drexel	49,870	49,870	1,582	1,582	51,452	51,452
Duke	49,940	49,940	3,688	3,688	53,628	53,628
Yeshiva Einstein	44,118	44,118	2,720	2,720	46,838	46,838
Emory	48,700	48,700	1,054	1,054	49,754	49,754
George Washington	52,302	52,302	383	383	52,685	52,685
Georgetown	46,787	46,787	6,315	6,315	53,102	53,102
Harvard	52,100	52,100	1,481	1,481	53,581	53,581
Hofstra North Shore-LIJ	45,000	45,000	1,500	1,500	46,500	46,500
Howard	42,864	42,864	2,638	2,638	45,502	45,502
Jefferson	51,241	51,241	714	714	51,955	51,955
Johns Hopkins	45,750	45,750	1,534	1,534	47,284	47,284
Loma Linda	46,768	46,768	3,452	3,452	50,220	50,220
Loyola-Stritch	48,200	48,200	1,118	1,118	49,318	49,318
MC Wisconsin	43,525	49,100	290	290	43,815	49,390
Mayo	43,150	43,150	-	-	43,150	43,150
Meharry	40,695	40,695	4,518	4,518	45,213	45,213
Mercer	41,457	NI	300	NI	41,757	NI
Miami-Miller	33,586	41,168	1,004	1,004	34,590	42,172
Morehouse	42,250	42,250	1,555	1,555	43,805	43,805
Mount Sinai-Icahn	42,888	42,888	1,720	1,720	44,608	44,608
New York Medical	49,710	49,710	2,016	2,016	51,726	51,726
New York University	46,260	46,260	4,800	4,800	51,060	51,060
Northwestern-Feinberg	50,272	50,272	396	396	50,668	50,668
Penn State	44,162	51,984	734	734	44,896	52,718
Pennsylvania-Perelman	48,738	48,738	3,740	3,740	52,478	52,478
Pittsburgh	46,962	48,138	783	783	47,745	48,921
Ponce	28,413	42,358	3,770	3,770	32,183	46,128
Rochester	46,500	46,500	2,432	2,432	48,932	48,932
Rush	49,699	49,699	296	296	49,995	49,995
San Juan Bautista	23,500	31,000	3,454	3,454	26,954	34,454
Southern Cal-Keck	52,408	52,408	726	726	53,134	53,134
Saint Louis	48,390	48,390	690	690	49,080	49,080
Stanford	48,999	48,999	893	893	49,892	49,892
Temple	43,654	53,468	800	800	44,454	54,268
Tufts	56,080	56,080	704	704	56,784	56,784
Tulane	52,250	52,250	3,655	3,655	55,905	55,905
Vanderbilt	44,030	44,030	1,194	1,194	45,224	45,224
Virginia Tech Carilion	43,596	43,596	155	155	43,751	43,751
Wake Forest	46,484	46,484	1,788	1,788	48,272	48,272
Washington U St Louis	54,050	54,050	-	-	54,050	54,050
Yale	51,480	51,480	605	605	52,085	52,085

ITEM: FFC-3

University of Central Florida
Board of Trustees
Finance and Facilities Committee

SUBJECT: 2014-15 Student Activity and Service, Health, and Athletics Fees

DATE: February 12, 2014

PROPOSED COMMITTEE ACTION

Approval of an increase in the Athletic Fee and in the Activity and Service Fee effective Fall 2014; approval of a decrease in the Health Fee effective Fall 2014.

BACKGROUND INFORMATION

A University Fee Committee was formed to evaluate potential increases for the Activity and Service, Athletic, Health, and Transportation Access Fees effective for Fall 2014. As required by statute, the committee membership was one-half students and one-half faculty and staff members.

Florida statutes place limits on the increases for the Activity and Service, Athletic, and Health Fees. The sum of these fees cannot exceed 40 percent of undergraduate tuition and cannot increase by more than 5 percent annually. The maximum total fee increase permitted for academic year 2014-15 is $1.76. The Transportation Access Fee is not limited by statute.

The fees recommended by the committee are summarized in the table below.

Fee	Fall 2013	Fee Increase	Fee Decrease	Fall 2014
Activity and Services	$10.79	$0.88		$11.67
Athletic	$13.44	$0.88		$14.32
Health	$10.89		($0.05)	$10.84
Total	**$35.12**	**$1.76**	**($0.05)**	**$36.83**
Transportation Access	$ 9.10	$0.00		$ 9.10

Because of a change in the fee assessment process, the Transportation Access Fee and the Health Fee will incur an increase in revenue. As a result of this increase, Parking Services did not request an increase in the Transportation Access Fee, and the fee of $9.10 will remain the

same for academic year 2014-15. Health Services, Counseling and Psychological Services, and Wellness and Health Promotion Services, which are supported by the Health Fee, request a $0.05 decrease in the overall Health Fee assessed to students, from $10.89 to $10.84 per credit hour.

Supporting documentation attachments:

Florida Public University Fees (Attachment A)
History of UCF Fee Increases (Attachment B)
Financial Projections – Activity and Service Fee Agencies (Attachment C)
Financial Projections – UCF Athletic Association (Attachment D)
Financial Projections – Health Fee Departments (Attachment E)

Prepared by: Maribeth Ehasz, Vice President for Student Development and Enrollment Services

Submitted by: William F. Merck II, Vice President for Administration and Finance and Chief Financial Officer

Attachment A

Florida Public University Fees - 2013-2014

Main Campus Local Fees Per Credit Hour	UCF	UF	FSU	FAMU	USF*	FAU	UWF	FIU	UNF	FGCU	NCF	Avg
Activity and Service	$10.79	$17.35	$12.86	$10.50	$12.08	$12.32	$13.55	$12.87	$14.47	$11.50	$16.65	$14.67
Athletic	$13.44	$1.90	$7.90	$13.97	$14.46	$17.27	$20.88	$14.10	$15.83	$13.54	$6.41	$11.26
Health	$10.89	$14.11	$13.97	$6.91	$9.94	$9.42	$7.48	-	$10.16	$9.24	$4.81	$8.82
Subtotal	$35.12	$33.36	$34.73	$31.38	$36.48	$39.01	$41.91	$26.97	$40.46	$34.28	$27.87	$34.75
Changing NCAA Athletic Divisions	-	-	-	-	-	-	-	$2.00	$2.00	$4.00	-	$2.67
CITF	$6.76	$6.76	$4.76	$6.76	$6.76	$6.76	$6.76	$6.76	$6.76	$6.76	$6.14	$6.56
Transportation and Access	$9.10	$8.91	$8.90	-	$3.00	-	$8.00	-	$4.08	$8.70	-	$6.62
Technology for Undergraduates	$5.16	$5.25	$5.25	$5.16	$5.25	$5.16	$5.25	$5.25	$5.25	$5.25	$5.25	$5.23
Green	-	-	-	-	$1.00	-	$0.75	-	-	-	$1.00	$0.94
Other *	-	-	$2.00	-	$1.50	-	-	-	$5.25	-	-	$2.92
Total fees per credit hour	$56.14	$54.28	$55.64	$43.30	$53.99	$50.93	$62.67	$40.98	$63.80	$58.99	$40.26	$59.69

Main Campus Local Fees Block Per Term	UCF	UF	FSU	FAMU	USF	FAU	UWF	FIU	UNF	FGCU	NCF	Avg
Activity and Service	-	-	-	-	$7.00	-	-	-	-	-	-	$7.00
Athletic	-	-	-	-	$10.00	-	-	$10.00	-	-	-	$10.00
Health	-	-	-	-	-	-	-	$93.69	-	-	-	$93.69
Transportation and Access	-	-	-	$65.00	-	$76.90	-	$89.00	-	-	-	$76.97
Facility Use **	-	-	$20.00	-	$20.00	-	-	-	-	-	-	$20.00
Total fees per term	-	-	$20.00	$65.00	$37.00	$76.90	-	$192.69	-	-	-	$207.66

*Includes Marshall Center Fee (USF), Student Affairs Use Fee (FSU), and Student Union Life and Services Fee (UNF).

**Refers to USF main campus in Tampa.

History of UCF Fee Increase by Academic Year

Activity and Service, Health, and Athletic Fees

Per Credit Hour Fees	**2004**	**2005**	**2006**	**2007**	**2008**	**2009**	**2010**	**2011**	**2012**	**2013**
Activity and Service	$8.09	$9.37	$9.37	$9.65	$10.09	$10.64	$10.79	$10.79	$10.79	$10.79
Athletic	$11.09	$11.09	$11.09	$11.72	$12.10	$12.68	$12.98	$13.10	$13.44	$13.44
Health	$6.60	$6.60	$7.95	$8.11	$8.59	$8.99	$9.52	$9.88	$10.30	$10.89
Total	$25.78	$27.06	$28.41	$29.48	$30.78	$32.31	$33.29	$33.77	$34.53	$35.12

Dollar increase from prior year	**2004**	**2005**	**2006**	**2007**	**2008**	**2009**	**2010**	**2011**	**2012**	**2013**
Activity and Service	$0.00	$1.28	$0.00	$0.28	$0.44	$0.55	$0.15	$0.00	$0.00	$0.00
Athletic	$0.00	$0.00	$0.00	$0.63	$0.38	$0.58	$0.30	$0.12	$0.34	$0.00
Health	$0.60	$0.00	$1.35	$0.16	$0.48	$0.40	$0.53	$0.36	$0.42	$0.59
Total	$0.60	$1.28	$1.35	$1.07	$1.30	$1.53	$0.98	$0.48	$0.76	$0.59

Percent increase from prior year	**2004**	**2005**	**2006**	**2007**	**2008**	**2009**	**2010**	**2011**	**2012**	**2013**
Activity and Service	0.0%	15.8%	0.0%	3.0%	4.6%	5.5%	1.4%	0.0%	0.0%	0.0%
Athletic	0.0%	0.0%	0.0%	5.7%	3.2%	4.8%	2.4%	0.9%	2.6%	0.0%
Health	10.0%	0.0%	20.5%	2.0%	5.9%	4.7%	5.9%	3.8%	4.3%	5.7%
Total	2.4%	5.0%	5.0%	3.8%	4.4%	5.0%	3.0%	1.4%	2.3%	1.7%

Transportation Access Fee

	2004	**2005**	**2006**	**2007**	**2008**	**2009**	**2010**	**2011**	**2012**	**2013**
Per Credit Hour Fees	$3.90	$4.34	$5.84	$7.09	$7.59	$7.94	$8.19	$9.00	$9.10	$9.10
Dollar increase from prior year	-	$0.44	$1.50	$1.25	$0.50	$0.35	$0.25	$0.81	$0.10	$0.00
Percent increase from prior year	-	11.3%	34.6%	21.4%	7.1%	4.6%	3.1%	9.9%	1.1%	0.0%

Attachment C

University Fee Committee Presentation
$0.88 Increase request for 2014-2015
Activity & Service Fee

	Actual	Budget	Projected	Projected	Projected	Projected
Fee Per Student Credit Hour	$10.79	$10.79	$11.67	$11.67	$11.67	$11.67
Fee Percent Increase	0.0%	0.0%	8.2%	0.0%	0.0%	0.0%
Student Credit Hour	1,509,961	1,586,513 D	1,469,857 G	1,482,718	1,507,814	1,532,101
Year	2012-13	2013-14	2014-15	2015-16	2016-17	2017-18
Beginning Fund Balance	$ 4,018,405	$ 2,599,506	$ 1,940,221	$ 2,443,673	$ 2,448,674	$ 2,495,695
Amount Used for Revenue	$ (1,985,302)	$ (1,637,164)	$ (445,448)	$ (977,879)	$ (948,900)	$ (982,879)
Remaining Fund Balance	$ 2,033,103	$ 962,342	$ 1,494,773	$ 1,465,794	$ 1,499,773	$ 1,512,816
Revenue:						
Fall	$ 7,002,051	$ 7,103,532	$ 7,494,232	$ 7,610,358	$ 7,816,008	$ 7,990,490
Spring	$ 6,701,971	$ 7,119,037	$ 6,994,370	$ 7,056,990	$ 7,167,200	$ 7,307,933
Summer	$ 2,467,610	$ 2,895,905	$ 2,469,037	$ 2,421,247	$ 2,388,920	$ 2,357,126
College of Medicine	$ 120,848	$ 155,376	$ 195,590	$ 214,728	$ 224,064	$ 224,064
Less: Waivers	$ (115,601)	$ (111,014)	$ (118,491)	$ (121,453)	$ (124,490)	$ (127,602)
Total SCH Revenue	$ 16,176,879	$ 17,162,836	$ 17,034,738	$ 17,181,870	$ 17,471,702	$ 17,752,011
Reversions +/- Surplus (Deficit)	$ 1,985,302 A	$ 1,637,164	$ 445,448	$ 977,879	$ 948,900	$ 982,879
A&SF Committee	$ 18,162,181 B	$ 18,800,000	$ 17,480,186	$ 18,159,749	$ 18,420,603	$ 18,734,890
Recreation and Wellness Center	$ 246,238	$ 314,260	$ 327,823	$ 327,823	$ 327,823	$ 327,823
Student Union	$ 1,085,440	$ 1,167,400	$ 1,087,000	$ 1,087,000	$ 1,087,000	$ 1,087,000
CAB, Homecoming, Late Knights	$ 85,971	$ 150,920	$ 83,000	$ 83,000	$ 83,000	$ 83,000
Total Revenue	$ 19,579,830	$ 20,432,580	$ 18,978,009	$ 19,657,572	$ 19,918,426	$ 20,232,713
Expenditures:						
A&SF Business Office						
Salaries	$ 694,716	$ 713,672	$ 544,577 H	$ 555,469	$ 566,578	$ 577,909
Operations	$ 751,115	$ 614,668	$ 1,083,828 I	$ 1,105,505	$ 1,127,615	$ 1,150,167
Repair and Replacement	$ 1,239,678	$ 919,267 E	$ 725,000 J	$ 1,039,502	$ 927,995	$ 862,474
Multicultural Student Center						
Salaries	$ 45,340	$ 50,320	$ 49,210	$ 50,194	$ 51,198	$ 52,222
Operations	$ 224,309	$ 227,893	$ 239,906	$ 244,704	$ 249,598	$ 254,590
Office of Student Involvement						
Salaries	$ 711,093	$ 759,667	$ 700,314	$ 714,320	$ 728,607	$ 743,179
Operations	$ 854,848	$ 1,082,662	$ 990,430	$ 1,010,239	$ 1,030,443	$ 1,051,052
Campus Activities Board	$ 570,158	$ 676,825	$ 587,925	$ 599,684	$ 611,677	$ 623,911
Homecoming	$ 420,627	$ 440,125	$ 401,425	$ 409,454	$ 417,643	$ 425,995
Knightcast	$ 17,178	$ 58,205	$ -	$ -	$ -	$ -
Knights of the Roundtable	$ 16,798	$ 40,357	$ 29,305	$ 29,891	$ 30,489	$ 31,099
Knight-Thon	$ -	$ 36,675	$ 59,216	$ 60,400	$ 61,608	$ 62,840
Late Knights	$ 149,022	$ 198,515	$ -	$ -	$ -	$ -
Volunteer UCF	$ 62,432	$ 117,105	$ 86,662	$ 88,395	$ 90,163	$ 91,966
Pride Coalition						
Operations	$ -	$ 61,033	$ -	$ -	$ -	$ -
Recreation & Wellness Center						
Salaries	$ 2,042,817	$ 2,132,778	$ 2,182,470 H	$ 2,226,119	$ 2,270,642	$ 2,316,055
Operations	$ 3,506,845	$ 4,100,145 F	$ 3,707,620	$ 3,781,772	$ 3,857,408	$ 3,934,556
Sports Club Council	$ 253,575	$ 329,024	$ 318,089	$ 324,451	$ 330,940	$ 337,559
Student Government Association						
A&SF Committee	$ 5,487	$ 8,200	$ 7,600	$ 7,752	$ 7,907	$ 8,065
Election Commission	$ 26,587	$ 31,130	$ 22,650	$ 23,103	$ 23,565	$ 24,036
Executive Branch	$ 599,565	$ 837,670	$ 741,050	$ 755,871	$ 770,988	$ 786,408
Judicial Branch	$ 15,984	$ 21,890	$ 21,750	$ 22,185	$ 22,629	$ 23,081
Legislative Branch	$ 62,091	$ 81,500	$ 74,200	$ 75,684	$ 77,198	$ 78,742
Senate Allocations	$ 662,896	$ 930,000	$ 930,000	$ 948,600	$ 967,572	$ 986,923
Student Organizations	$ 101,871	$ -	$ -	$ -	$ -	$ -
Student Legal Services						
Salaries	$ 512,474	$ 572,162	$ 586,379	$ 598,107	$ 610,069	$ 622,270
Operations	$ 123,951	$ 152,542	$ 96,164	$ 98,087	$ 100,049	$ 102,050
Student Union						
Salaries	$ 2,291,346	$ 2,215,090	$ 2,287,373 H	$ 2,333,120	$ 2,379,783	$ 2,427,379
Operations	$ 3,050,624 C	$ 3,023,460	$ 2,504,866	$ 2,554,963	$ 2,606,063	$ 2,658,184
Total A&SF Expenditures	$ 19,013,427	$ 20,432,580	$ 18,978,009	$ 19,657,571	$ 19,918,426	$ 20,232,713
Net Surplus / (Deficit)	$ 566,403	$ (0)	$ (0)	$ 0	$ 0	$ (0)
Fund Balance	$ 2,599,506	$ 962,342	$ 1,494,773	$ 1,465,795	$ 1,499,773	$ 1,512,816
Reversions - Est 5% of Exp	In Net Surplus Amt	$ 977,879	$ 948,900	$ 982,879	$ 995,921	$ 1,011,636
Ending Fund Balance	$ 2,599,506	$ 1,940,221	$ 2,443,673	$ 2,448,674	$ 2,495,695	$ 2,524,451

Assumption: Projected expenditure increases are 2% beginning in FY 15-16 are continue thereafter.

A - Reversions and Surplus(Deficit) from 2 years prior (FY10-11)
B - Budget allocation was $18,900,000, this figure is the actual collections based on actual student credit hours
C - Increase due to the new All Knight Study II
D - Figures for FY 13-14 are based on student credit hours projections received 9/2012
E - Increase to replenish $125,000 used to complete All Knight Study II
F - Increase for costs for the new North End Project and increase in student staffing
G - Figures for FY 14-15 and beyond are based on student credit hour projections received 9/2013
H - Partial reduction because information technology staff salaries were moved to SDES information technology but budget to cover assessment was moved to "I"
I - Significant increase because SDES information technology assessment will be paid from this line
J - Funds for large capital projects (Fitness Equipment Replacement, RWC Chiller Replacement, RWC Fields, COLA)

Attachment D

University of Central Florida
University Fee Committee Presentation
Requested Fee Increase for 2014-15
Athletics

	Actual	Budgeted	**Projected Increase**	Projected	Projected	Projected
Fee per student credit hour	$13.44	$13.44	$14.32	$14.32	$14.32	$14.32
Fee percent increase	0%	0%	**7%**	0%	0%	0%
Student credit hour	1,509,961	1,453,188	**1,453,096**	1,464,318	1,488,614	1,512,901
Year	2012-13	2013-14	2014-15	2015-16	2016-17	2017-18
Beginning Fund Balance [1]						
Total Athletics Fee Revenue	**$ 20,127,940**	**$ 19,798,679**	**$ 21,033,589**	**$ 21,216,330**	**$ 21,575,000**	**$ 21,922,790**
Other Revenue						
Ticket sales	$ 3,843,969	$ 4,418,725	$ 4,163,725	$ 4,631,500	$ 4,840,630	$ 5,256,659
Guarantees	1,082,801	900,000	2,620,000	620,000	1,820,000	1,220,000
Sponsorships	2,943,672	3,078,673	3,240,184	3,340,669	3,490,522	3,545,174
Contributions	2,032,006	2,015,141	2,215,898	2,436,693	2,679,528	2,946,604
NCAA and Conference	2,466,547	5,219,881	3,695,448	3,484,279	3,520,053	3,534,404
Non-resident tuition waivers	1,899,438	2,018,857	2,119,800	2,225,790	2,337,080	2,453,934
Other	1,105,477	914,667	902,767	850,488	852,731	855,496
Total Other Revenue	**$ 15,373,910**	**$ 18,565,944**	**$ 18,957,822**	**$ 17,589,419**	**$ 19,540,544**	**$ 19,812,271**
Total Athletics Revenue	**$ 35,501,850**	**$ 38,364,623**	**$ 39,991,411**	**$ 38,805,749**	**$ 41,115,544**	**$ 41,735,061**
Expenditures						
Scholarships	$ 6,606,464	$ 6,881,809	$ 7,681,309	$ 7,956,376	$ 8,241,926	$ 8,538,386
Employee compensation	14,657,118	14,938,123	15,636,810	16,336,114	17,056,397	17,540,789
Sport operations	6,353,966	6,421,653	7,123,198	6,295,519	6,421,147	6,550,188
Support operations	5,947,134	6,557,478	6,692,273	6,829,953	6,970,583	7,114,230
Non-recurring operations	537,297	1,027,960	760,000	610,000	735,000	560,000
Debt service	817,152	700,000	1,450,000	1,450,000	1,450,000	1,450,000
Net stadium transfers	1,547,836	1,837,600	2,220,311	2,102,610	2,039,661	2,181,597
Total Expenditures	**$ 36,466,967**	**$ 38,364,623**	**$ 41,563,901**	**$ 41,580,572**	**$ 42,914,714**	**$ 43,935,190**
Net Surplus (Shortfall)	**$ (965,117)**	**$ -**	**$ (1,572,490)**	**$ (2,774,823)**	**$ (1,799,170)**	**$ (2,200,129)**

1 - UCFAA does not have a true "fund balance" with the university. We have approximately $10.5 million in outstanding loans that are currently being repaid over a 10 to 15 year period (these payments are part of "Debt Service"). Approximately half of our revenue is deposited in a university account, and the other half is deposited in a local bank. The university's account must always maintain a positive balance. UCFAA has a line of credit to help offset any negative balances (short term) with the local bank account.

Attachment E

UCF All Health Fee Departments
5 Year Projection
(.05 decrease in Health Fee)

	2012-13 (Actual)	2013-14 (Budgeted)	2014-15 (Projected)	2015-16 (Projected)	2016-17 (Projected)	2017-18 (Projected)
Health Fee	$10.30	$10.89	$10.84	$10.84	$10.84	$10.84
Beginning Fund Balance	**$ 4,767,004**	**$ 5,649,328**	**$ 4,243,319**	**$ 3,063,695**	**$ 3,761,166**	**$ 4,591,836**
Health Fee Revenue						
Fall	$ 5,975,465					
Spring	$ 5,564,129					
Summer	$ 1,785,623					
Total Health Fee Revenue	**$ 13,325,217**	**$ 13,790,279**	**$ 15,924,189**	**$ 16,062,727**	**$ 16,334,336**	**$ 16,597,607**
Other revenue	$ 3,901,421	$ 3,831,130	$ 3,945,041	$ 4,062,360	$ 4,183,187	$ 4,307,629
Physical therapy		$ 33,333	$ 50,000	$ 50,000	$ 50,000	$ 50,000
E&G funds	$ 879,191	$ 1,186,459	$ 1,062,459	$ 1,062,459	$ 1,062,459	$ 1,062,459
Total Revenues - Health Fee	**$ 18,105,829**	**$ 18,841,201**	**$ 20,981,689**	**$ 21,237,546**	**$ 21,629,982**	**$ 22,017,695**
Expenditures:						
Cost of goods sold	$ 1,640,631	$ 1,610,469	$ 1,658,783	$ 1,708,547	$ 1,759,803	$ 1,812,597
Salaries	$ 8,634,413	$ 9,726,837	$ 9,824,105	$ 9,922,346	$ 10,021,570	$ 10,121,786
OPS	$ 2,026,375	$ 2,076,801	$ 2,107,161	$ 2,138,112	$ 2,169,669	$ 2,201,846
Bond payment and reserve	$ 1,111,684	$ 1,153,040	$ 1,225,225	$ 1,231,113	$ 1,239,846	$ 1,252,353
Bond payment	$ 90,596					
Overhead	$ 1,028,166	$ 1,058,596	$ 1,071,966	$ 1,085,547	$ 1,099,344	$ 1,113,360
SDES information technology support		$ 628,848	$ 628,848	$ 628,848	$ 628,848	$ 628,848
All Other	$ 2,691,640	$ 2,992,618	$ 3,045,225	$ 3,098,852	$ 3,153,522	$ 3,209,258
Total Expenses - Health Fee	**$ 17,223,505**	**$ 19,247,210**	**$ 19,561,313**	**$ 19,813,365**	**$ 20,072,602**	**$ 20,340,048**
Net Fund Change	**$ 882,324**	**$ (406,009)**	**$ 1,420,376**	**$ 1,424,180**	**$ 1,557,380**	**$ 1,677,647**
Less: Construction - Health Center		$ 1,000,000	$ 2,600,000	$ -	$ -	$ -
New staffing				$ 540,000	$ 540,000	$ 540,000
Overhead, maintenance, supplies				$ 186,710	$ 186,710	$ 186,710
Ending Fund Balance	**$ 5,649,328**	**$ 4,243,319**	**$ 3,063,695**	**$ 3,761,166**	**$ 4,591,836**	**$ 5,542,773**
Months of Operating Expenses		2.65	1.88	2.28	2.75	3.27

ITEM: FFC-4

University of Central Florida
Board of Trustees
Finance and Facilities Committee

SUBJECT: Capital Improvement Trust Fund Fee

DATE: February 12, 2014

PROPOSED COMMITTEE ACTION

Approval of an increase in the Capital Improvement Trust Fund Fee.

BACKGROUND INFORMATION

HB 5201 provided that increases to the Capital Improvement Trust Fund Fee beyond $4.76 must first be recommended by a Capital Improvement Trust Fund Committee, at least half of whom are students appointed by the student body president. The remaining committee members are appointed by the university president. The committee chair is jointly appointed by the university president and the student body president.

An increase in the fee must be approved by the Board of Trustees and can occur only once each fiscal year. The fee must be implemented beginning with the fall term and cannot exceed 10 percent of the tuition for resident students or 10 percent of the sum of tuition and out-of-state fees for nonresident students. The fee shall be limited to an increase of $2 per credit hour over the prior year, and any proposed fee increases or decreases must be approved by the Board of Governors.

The Board of Governors estimated that UCF would receive a projected allocation of $39.3 million in 2013-14 if the Capital Improvement Trust Fund Fee were raised to the maximum $2 per credit hour. Without an increase, the allocation to UCF was estimated to be $6.7 million. UCF actually received an allocation of $12.4 million in 2013-14 because bonding for the difference was not approved. Further estimates indicate that raising the Capital Improvement Trust Fund Fee in future years by the maximum $2 per credit hour could generate approximately $18 million each year, as well as additional funds if bonding is approved.

A Capital Improvement Trust Fund Committee was formed in January 2014 and recommends an increase in the Capital Improvement Trust Fund Fee by $2, effective Fall 2014, to support the design and development of the John C. Hitt Library. Future Capital Improvement Trust Fund Fee increases will be used to complete the library renovation and development.

Supporting documentation: None.

Prepared by: Maribeth Ehasz, Vice President for Student Development and Enrollment Services

Submitted by: William F. Merck II, Vice President for Administration and Finance and Chief Financial Officer

ITEM: FFC-5

University of Central Florida
Board of Trustees
Finance and Facilities Committee

SUBJECT: Minor Amendment to the 2010 Campus Master Plan – Global International Student Center and Parking Garage

DATE: February 12, 2014

PROPOSED COMMITTEE ACTION

Request approval for a minor amendment to the University of Central Florida Campus Master Plan to construct a 51,920 gross-square-foot Global International Student Center and parking garage of a size yet to be determined.

BACKGROUND INFORMATION

The purpose of the proposed amendment is to include these facilities in the Capital Improvements, Urban Design, Future Land Use, and Recreation and Open Space Elements of the 2010 Campus Master Plan. The Global UCF building comprises classrooms, offices, and support spaces. It will be used for international students during the day and for continuing education students during the evenings. The proposed parking garage will replace surface parking that will be taken up by the future Interdisciplinary Research Building, the Global International Student Center, and the parking garage footprint; provide parking for additional planned facilities; support activities and events; and contain offices and support spaces for Parking Services. These two facilities may or may not be linked, depending on the final design. Prior to construction, the university will obtain approval from Orange County.

Supporting documentation:
Memorandum from Maria Yebra-Teimouri (Attachment A)
Project Location (Attachment B)
Capital Improvements List (Attachment C)
Urban Design Map (Attachment D)
Future Land Use (Attachment E)
Recreation and Open Space (Attachment F)

Prepared by: W. Scott Cole, UCF General Counsel

Submitted by: William F. Merck II, Vice President for Administration and Finance and Chief Financial Officer

Attachment A

MEMORANDUM

TO: Scott Cole, Vice President and General Counsel

FROM: Maria Yebra-Teimouri, Coordinator, Facilities Planning

SUBJECT: Minor Amendment to 2010 Campus Master Plan

DATE: January 16, 2014

The University of Central Florida requests a minor amendment to the 2010 Campus Master Plan to amend the Capital Improvements, Urban Design, Future Land Use, and Recreation and Open Space Elements by adding a 51,920 gross square foot academic facility and a parking garage of a size yet to be determined. The academic facility will contain classrooms, offices, and support spaces; the parking garage will replace surface parking that will be taken up by the future Interdisciplinary Research Building, the Global International Student Center, and the parking garage footprint; provide parking for additional planned facilities; support activities and events; and contain offices and support spaces for Parking Services. The proposed location for these facilities is in the northeast quadrant of the Academic Core and will be specifically determined during the design phase.

An analysis of the statutory thresholds and university responses that reflect the nature of the amendment request as a minor amendment may be found below. The thresholds are referenced under section 1013.30(9), F.S.

An amendment to a campus master plan must be reviewed and adopted under subsections (6)-(8) if such amendment, alone or in conjunction with other amendments, would:

(a) Increase density or intensity of use of land on the campus by more than 10 percent;

University Response: Adding a 51,920 gross square foot building does not exceed the ten percent threshold for land use since the existing land use is already academic. The proposed parking garage will not increase the density or intensity of land use set aside for parking by more than 10 percent.

(b) Decrease the amount of natural areas, open space, or buffers on the campus by more than 10 percent:

University Response: The proposed facilities will have negligible impact on open space or buffers.

(c) Rearrange land uses in a manner that will increase the impact of any proposed campus development by more than 10 percent on a road or on another public facility or service provided or maintained by the state, the county, the host local government, or any affected local government.

University Response: The proposed facilities will have a minimal impact and will not generate an increase in capacity on any proposed campus development, road, or public facility by greater than 10 percent. They will support existing programs in continuing education and a new international program for resident students. Depending on the final location of the parking garage, a minimal amount of Recreation and Open Space may be affected, but will not exceed the 10 percent threshold.

In summary, the proposed changes do not exceed the amendment threshold criteria in 1013.30 (9), F.S. and may therefore be treated as a minor amendment.

Thank you for your time and attention to this matter. If you require additional information, please contact me at (407) 823-3893.

Attachment B



Attachment C

UNIVERSITY OF CENTRAL FLORIDA

CAPITAL IMPROVEMENTS LIST

	MAIN CAMPUS FTE	42,579	42,498	42,710	42,963	43,155	43,329	43,735	44,042	44,350	44,762			
	PROJECT LIST Revised 8/11/2013 (July 1, 2010 - June 30, 2020)	2010-2011 YR #1	2011-12 YR #2	2012-13 YR #3	2013-14 YR #4	2014-15 YR #5	2015-16 YR #6	2016-17 YR #7	2017-18 YR #8	2018-19 YR #9	2019-20 YR #10	Net	Gross	Total Estimated Cost ($M)
	PECO													
1	UTILITIES, INFRASTRUCTURE	$8,231,102	$11,685,768	$9,003,372	$14,000,000	$14,000,000	$14,000,000	$14,000,000	$14,000,000	$14,000,000	$14,000,000	N/A	N/A	$123,920,222
2	PHYSICAL SCIENCES II COMPLETION	$1,077,500	$637,000									30,000	45,000	$1,714,500
3	PARTNERSHIP III BUILDING COMPLETION	$546,750	$1,332,358									78,294	117,442	$1,879,108
4	CLASSROOM BUILDING II		$5,039,088	$18,436,513								65,645	91,464	$23,475,601
5	MATH & PHYSICS BLDG. REMODELING AND RENOVATION			$1,544,527	$6,211,263							100,289	106,523	$7,755,790
6	MAIN UTILITY PLANT RENOVATION			$879,756								14,220	14,420	$879,756
7	ENGINEERING BLDG. I RENOVATION			$753,110	$6,488,135							118,186	130,885	$7,241,445
8	INTERDISC. RESEARCH & INCUBATOR FAC.				$5,924,183	$33,852,479						78,676	118,013	$39,776,653
9	MULTI-PURPOSE RESEARCH AND EDUCATION BUILDING				$2,268,726	$23,254,438	$2,835,907					47,310	75,384	$28,359,071
10	BUSINESS ADMINISTRATION RENOVATION				$7,118,804							118,624	121,074	$7,118,804
11	LIBRARY RENOVATION				$14,212,564							222,587	226,506	$14,212,564
12	CHEMISTRY RENOVATION				$2,864,067							43,265	49,073	$2,864,067
13	ARTS COMPLEX PHASE II (PERFORMANCE)					$6,750,000	$62,250,000	$6,000,000				100,396	150,594	$75,000,000
14	FACILITIES AND SAFETY COMPLEX RENOVATION					$4,856,238						96,763	103,286	$4,856,238
15	VISUAL ARTS RENOVATION					$4,724,007						79,373	85,000	$4,724,007
16	HOWARD PHILLIPS HALL RENOVATION					$3,581,427						56,903	64,919	$3,581,427
17	COLLEGE OF NURSING						$3,476,712	$27,813,698	$3,476,712			119,206	170,684	$34,767,122
18	COLBOURN HALL RENOVATION						$4,968,246					73,511	83,957	$4,968,246
19	FERRELL COMMONS (E AND G SPACE) RENOVATION						$5,418,854					86,149	93,860	$5,418,854
20	COMPUTER CENTER I RENOVATION						$489,218					9,372	10,779	$489,218
21	LIBRARY EXPANSION							$44,114,399	$40,471,926	40471926		319,302	465,542	$125,058,251
22	MILLICAN HALL RENOVATION							$802,291	$6,418,326	$802,290		87,742	88,680	$8,022,907
23	COMPUTER CENTER II RENOVATION							$123,161	$985,286	$123,160		25,282	30,370	$1,231,607
24	COLLEGE OF SCIENCES BUILDING RENOVATION							$317,437	$2,539,494	$317,436		49,580	54,644	$3,174,367
25	LIBRA ROAD WIDENING											N/A	N/A	$0
26	REHEARSAL HALL RENOVATION							$48,007	$384,055	$48,006		9,322	10,743	$480,068
27	THEATER BLDG. RENOVATION							$142,801	$1,142,404	$142,800		22,064	29,469	$1,428,005
28	FACILITIES BUILDING AT LAKE NONA								$600,000	$4,800,000	$600,000	26,666	40,000	$6,000,000
29	SOUTH CAMPUS RENOVATION								$551,585			10,581	11,857	$551,585
30	RECYCLING CENTER								$2,300,000	$18,400,000	$2,300,000	26,666	40,000	$23,000,000
31	HUMANITIES & FINE ARTS II								$2,772,353	$17,060,631	$2,772,353	58,362	87,543	$22,605,337
32	FILM - ARTS & HUMANITIES II BLDG.								$1,107,260	$8,800,076	$1,107,260	27,364	41,045	$10,814,596
33	SIMULATION AND TRAINING BUILDING								$2,370,306	$18,410,374	$2,370,306	39,950	59,924	$23,151,046
34	BUSINESS ADMIN. III BLDG.								$1,584,527	$12,207,012	$1,584,527	41,118	61,677	$15,476,066
35	EMERGENCY OPERATIONS CENTER (EOC) RENOVATION								$45,629	$349,354	$45,629	19,883	29,613	$456,292
36	MORGRIDGE INTERNATIONAL READING CENTER PHASE II (EDUCATION)								$3,062,548	$15,594,083	$3,062,548	51,479	77,219	$19,718,779
37	BAND BUILDING								$455,045	$2,800,379	$455,045	10,024	13,529	$3,710,369
38	ARTS COMPLEX PHASE III								$1,210,857	$7,627,447	$1,210,857	25,447	38,171	$10,049,161
39	INTERDISC. RESEARCH BLDG. II								$2,370,306	$17,330,596	$2,370,306	40,543	60,815	$22,071,268
40	JOINT USE FACILITY								$1,000,000	$9,000,000	$1,000,000	26,904	40,356	$11,000,000
41	PARTNERSHIP CAMPUS											N/A	N/A	$0
42	SUSTAINABILITY CENTER								$5,000,000			5,000	7,500	$5,000,000
43	CENTER FOR EMERGING MEDIA BUILD OUT								$6,360,209			16,544	24,816	$6,360,209
44	CAPITAL IMPROVEMENT RESERVE											N/A	N/A	$0
	COURTELIS													
45	LABORATORY INSTRUCTION BUILDING PHASE I	$9,483,350	$9,407,634									11,670	16,338	$18,890,984
46	BURNETT BIO-MEDICAL SCIENCE CTR	$2,528,605										132,000	198,000	$2,528,605
47	ARTS COMPLEX II ENHANCEMENT	$500,000										N/A	N/A	$500,000
48	MEDICAL SCHOOL LIBRARY	$4,000,000										10,872	15,760	$4,000,000
49	MORGRIDGE INTERNATIONAL READING CENTER	$2,064,149										50,000	75,000	$2,064,149
50	PSYCHOLOGY BUILDING	$80,540										N/A	N/A	$80,540
51	ENGINEERING III ENHANCEMENT	$1,284,970	$1,099,493									13,291	17,783	$2,384,463
52	ALUMNI CENTER/JOHN & MARTHA HITT LIBRARY	$7,049										N/A	N/A	$7,049
53	OPTICS AND PHOTONICS ENHANCEMENT	$69,085										1,537	2,305	$69,085
54	RESEARCH LAB, LAKE NONA	$6,413,845	$97,268,758	$9,180,000								11,096	16,648	$112,861,603
55	CARACOL in BELIZE		$350,000									49,570	72,355	$350,000
56	COLLEGE OF NURSING		$3,871									1,750	2,625	$3,871
57	BURNETT BIO-MEDICAL SCIENCE CTR INFRASTRUCTURE		$7,500,000									6,271	9,407	$7,500,000
58	CIVIL AND ENVIRONMENTAL ENGINEERING		$1,160,667	$14,508,333	$1,741,000							50,000	75,000	$17,410,000
59	ORLANDO REPERTORY THEATRE III RENOVATIONS		$75,000	$75,000	$75,000							8,000	12,000	$225,000
60	ATHLETIC ACADEMIC PERFORMANCE CENTER		$12,000,000									45,418	68,127	$12,000,000
61	SUSTAINABILITY CENTER			$250,000	$2,000,000	$250,000						5,000	7,500	$2,500,000
	PRIVATE													
62	PHOTO-VOLTAIC ARRAY AND SUPPORT BUILDING		$2,500,000									3,500	5,000	2,500,000
63	MECHANICAL, MATERIALS AND AEROSPACE ENGINEERING (MMAE)	$1,600,000												$1,600,000
64	RETAIL SUPPORT SPACE			$2,000,000								2,000	3,000	$2,000,000
65	CENTER FOR MULTILINGUAL MULTICULTURAL EXPANSION			$1,250,000								3,554	5,525	$1,250,000
66	SCIENCE ANNEX ENHANCEMENT	$5,000,000										N/A	N/A	$5,000,000
67	SPECIAL PURPOSE HOUSING AND PARKING GARAGE I	$25,000,000										106,667	160,000	$25,000,000
68	SPECIAL PURPOSE HOUSING II	$8,000,000										21,333	32,000	$8,000,000
69	PARKING DECK (ATHLETIC COMPLEX)	$5,000,000										112,000	168,000	$5,000,000
70	LIBRARY EXPANSION	$113,472,000										109,703	164,554	$113,472,000
71	STRATEGIC LAND AND PROPERTY	$100,000,000										N/A	N/A	$100,000,000
72	GRADUATE HOUSING	$50,000,000										100,000	150,000	$50,000,000
73	ATHLETIC ACADEMIC PERFORMANCE CENTER	$12,000,000										45,418	68,127	$12,000,000
74	REFINANCE UCF FOUNDATION PROPERTIES	$37,410,000										288,167	432,250	$37,410,000
75	NORTHEAST CAMPUS MIXED USE DEVELOPMENT	$50,000,000										133,333	200,000	$50,000,000
76	STUDENT HOUSING	$150,000,000										149,333	224,000	$150,000,000
77	BRIGHTHOUSE NETWORKS STADIUM TOWER EXPANSION	$5,000,000										14,225	21,337	$5,000,000
78	TRACK/SOCCER STADIUM	$1,000,000										N/A	N/A	$1,000,000
79	EXPANSION OF JAY BERGMAN FIELD PHASE I	$500,000										3,800	5,700	$500,000
80	TENNIS COMPLEX	$500,000										4,980	7,470	$500,000
81	TRACK/SOCCER CLUB HOUSE	$850,000										2,800	4,200	$850,000
82	EXPANSION OF JAY BERGMAN FIELD PHASE II	$4,500,000										3,800	5,700	$4,500,000
83	WAYNE DENSCH SPORTS CENTER EXPANSION	$4,000,000										12,000	18,000	$4,000,000
84	SOFTBALL PRACTICE FIELD	$250,000										N/A	N/A	$250,000
85	ATHLETICS PRACTICE FIELD	$500,000										N/A	N/A	$500,000
86	WOMENS COMPETITION/PRACTICE FIELD	$2,000,000										N/A	N/A	$2,000,000
87	BASEBALL PRACTICE FIELD	$400,000										N/A	N/A	$400,000
88	BASKETBALL PRACTICE FACILITY	$12,000,000										32,000	48,000	$12,000,000
89	AQUATICS CENTER	$20,000,000										5,200	7,800	$20,000,000
90	EAST ATHLETICS CENTER	$15,000,000										11,706	17,559	$15,000,000
91	RESEARCH LAB, LAKE NONA	$112,861,603										132,018	198,027	$112,861,603
92	CLASSROOM/LAB BUILDING, LAKE NONA	$23,475,601										60,976	91,464	$23,475,601
93	LIFE SCIENCES INCUBATOR, LAKE NONA	$30,000,000										36,667	55,000	$30,000,000
94	EXPO CENTER HOUSING	$16,000,000										68,667	103,000	$16,000,000
95	HOTEL/CONFERENCE CENTER	$60,000,000										190,000	250,000	$60,000,000
	BOND													
96	ORGANIC GROCERY													
97	SPECIAL PURPOSE HOUSING AND PARKING GARAGE I	$25,000,000										106,667	160,000	$25,000,000
98	SPECIAL PURPOSE HOUSING II	$8,000,000										21,333	32,000	$8,000,000
99	PARKING GARAGE VII	$20,000,000										242,667	364,000	$20,000,000
100	PARKING DECKS	$17,000,000										112,000	168,000	$17,000,000
101	LIBRARY EXPANSION	$113,472,000										109,703	164,554	$113,472,000
102	STRATEGIC LAND AND PROPERTY	$100,000,000										N/A	N/A	$100,000,000
103	GRADUATE HOUSING	$50,000,000										100,000	150,000	$50,000,000
104	REFINANCE UCF FOUNDATION PROPERTIES	$37,410,000										288,167	432,250	$37,410,000
105	VISITOR INFORMATION CENTER	$900,000										2,200	3,300	$900,000
106	BOOKSTORE EXPANSION	$8,000,000										20,000	30,000	$8,000,000
107	ATHLETIC ACADEMIC PERFORMANCE CENTER	$12,000,000										45,418	68,127	$12,000,000
108	STUDENT HOUSING	$150,000,000										149,333	224,000	$150,000,000
109	BRIGHTHOUSE NETWORKS STADIUM TOWER EXPANSION	$5,000,000										14,225	21,337	$5,000,000
110	TRACK/SOCCER STADIUM	$1,000,000										N/A	N/A	$1,000,000
111	EXPANSION OF BASEBALL STADIUM PHASE I	$500,000										3,800	5,700	$500,000
112	TENNIS COMPLEX	$500,000										4,980	7,470	$500,000
113	TRACK/SOCCER CLUB HOUSE	$850,000										2,800	4,200	$850,000
114	EXPANSION OF BASEBALL STADIUM PHASE II	$4,500,000										3,800	5,700	$4,500,000
115	WAYNE DENSCH SPORTS CENTER EXPANSION	$4,000,000										12,000	18,000	$4,000,000
116	SOFTBALL PRACTICE FIELD	$250,000										N/A	N/A	$250,000
117	ATHLETICS PRACTICE FIELD	$500,000										N/A	N/A	$500,000
118	WOMENS COMPETITION/PRACTICE FIELD	$2,000,000										N/A	N/A	$2,000,000
119	BASEBALL PRACTICE FIELD	$400,000										N/A	N/A	$400,000
120	BASKETBALL PRACTICE FACILITY	$12,000,000										32,000	48,000	$12,000,000
121	AQUATICS CENTER	$20,000,000										5,200	7,800	$20,000,000
122	EAST ATHLETICS CENTER	$15,000,000										11,706	17,559	$15,000,000
123	GARAGE EXPANSION	$5,000,000										33,891	50,837	$5,000,000
124	RESEARCH LAB, LAKE NONA	$112,861,603										132,018	198,027	$112,861,603
125	CLASSROOM/LAB BUILDING, LAKE NONA	$23,475,601										60,976	91,464	$23,475,601
126	LIFE SCIENCES INCUBATOR, LAKE NONA	$30,000,000										36,667	55,000	$30,000,000
127	FACILITIES BUILDING AT LAKE NONA	$6,000,000										13,866	20,799	$6,000,000
128	EXPO CENTER HOUSING	$16,000,000										68,667	103,000	$16,000,000
129	REGIONAL CAMPUSES MULTI-PURPOSE BUILDINGS	$100,000,000										40,000	60,000	$100,000,000
130	BRIGHTHOUSE NETWORKS STADIUM EXPANSION - SEATING	$14,000,000										N/A	N/A	$14,000,000
000	GLOBAL UCF INTERNATIONAL STUDENT CENTER/PARKING GARAGE	TBD										34,613	51,920	TBD
	CITF													
132	LAKE CLAIRE RENOVATION	$3,000,000										100,000	150,000	$3,000,000
133	STUDENT UNION II	$14,000,000										37,800	56,700	$14,000,000
134	RECREATION AND WELLNESS FIELDS	$2,000,000										N/A	N/A	$2,000,000
135	STUDENT UNION II PHASE II	$6,000,000										17,000	25,500	$6,000,000
136	STUDENT UNION II PHASE III	$21,000,000										60,000	90,000	$21,000,000
137	RWC EXPANSION	$15,000,000										60,000	90,000	$15,000,000
138	RWC IL NORTH END	$5,000,000										N/A	N/A	$5,000,000
139	RWC PLAYING FIELDS	$2,000,000										N/A	N/A	$2,000,000
140	SOFTBALL COMPLEX	$5,000,000										32,000	32,000	$5,000,000
	OTHER													
141	CREOL OPTICS LAB			$1,500,000								4,500	6,750	$1,500,000
142	COMBINED HEAT AND POWER FACILITY	$8,300,000										5,000	5,000	$8,300,000
143	ARBORETUM GREENHOUSE				$340,000							1,000	1,000	$340,000
	TOTAL								New Campus Sq. Ft.			2,841,531	5,330,054	
									Off Campus Sq. Ft.			2,425,700	2,491,470	

Funding sources denote probable building completion year

Projects in green denote projects situated **off-campus**.

Projects in blue denote renovation and/or remodeling projects

Attachment D

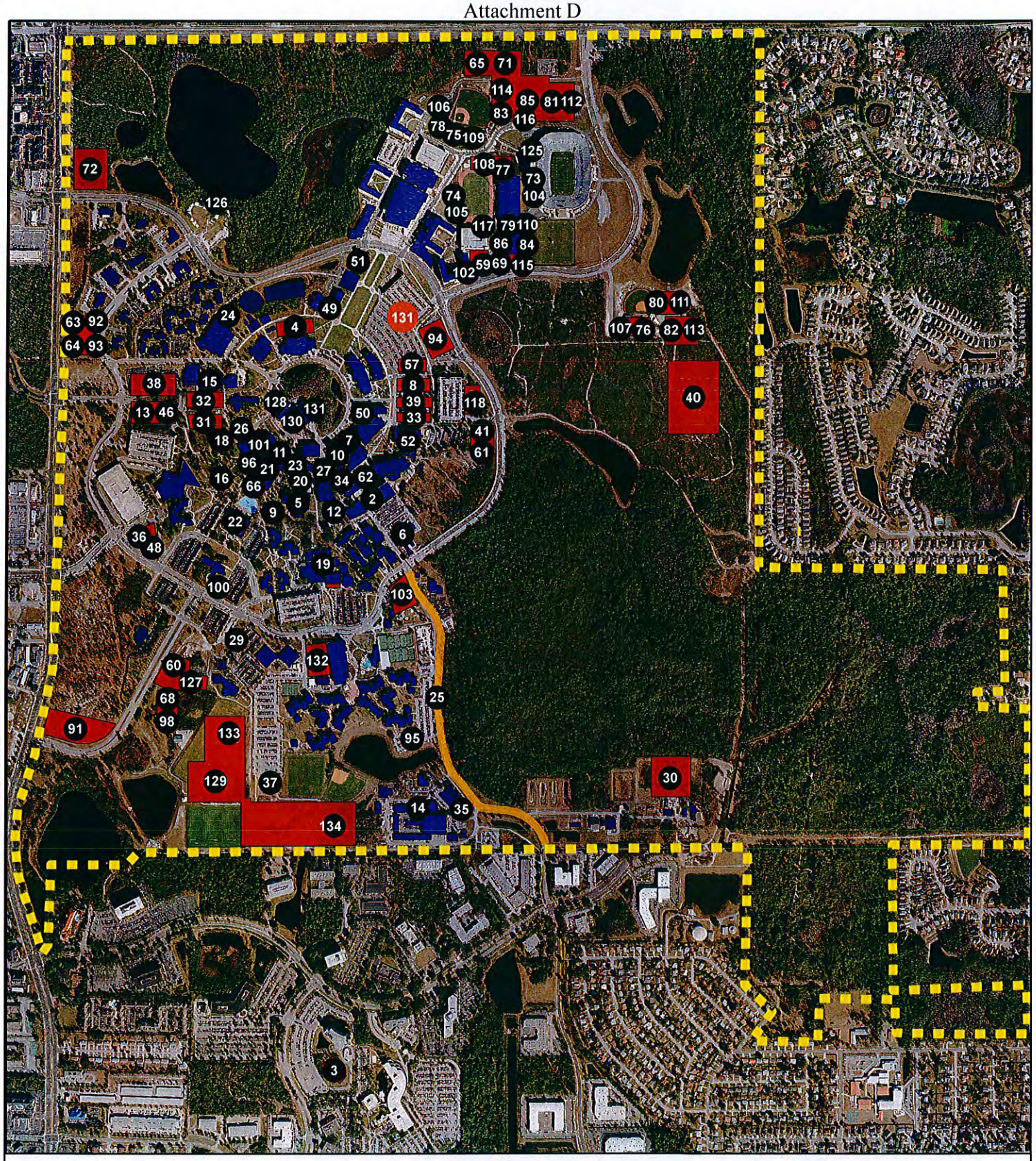

Figure 3-1

Urban Design / Capital Improvements

Comprehensive Master Plan Update
University of Central Florida
Orlando, Florida
2010-2020

Legend

- Capital Improvements List
- Boundary
- Proposed Buildings
- Proposed Road Widening
- Existing Buildings
- Proposed Locations

N

All maps are diagrammatic and conceptual. The various areas shown are approximate and not to survey accuracy. The intent of these maps is to illustrate general areas of existing or potential use.

Rev. 20090630

0 1,000 2,000 4,000 Feet

Attachment E

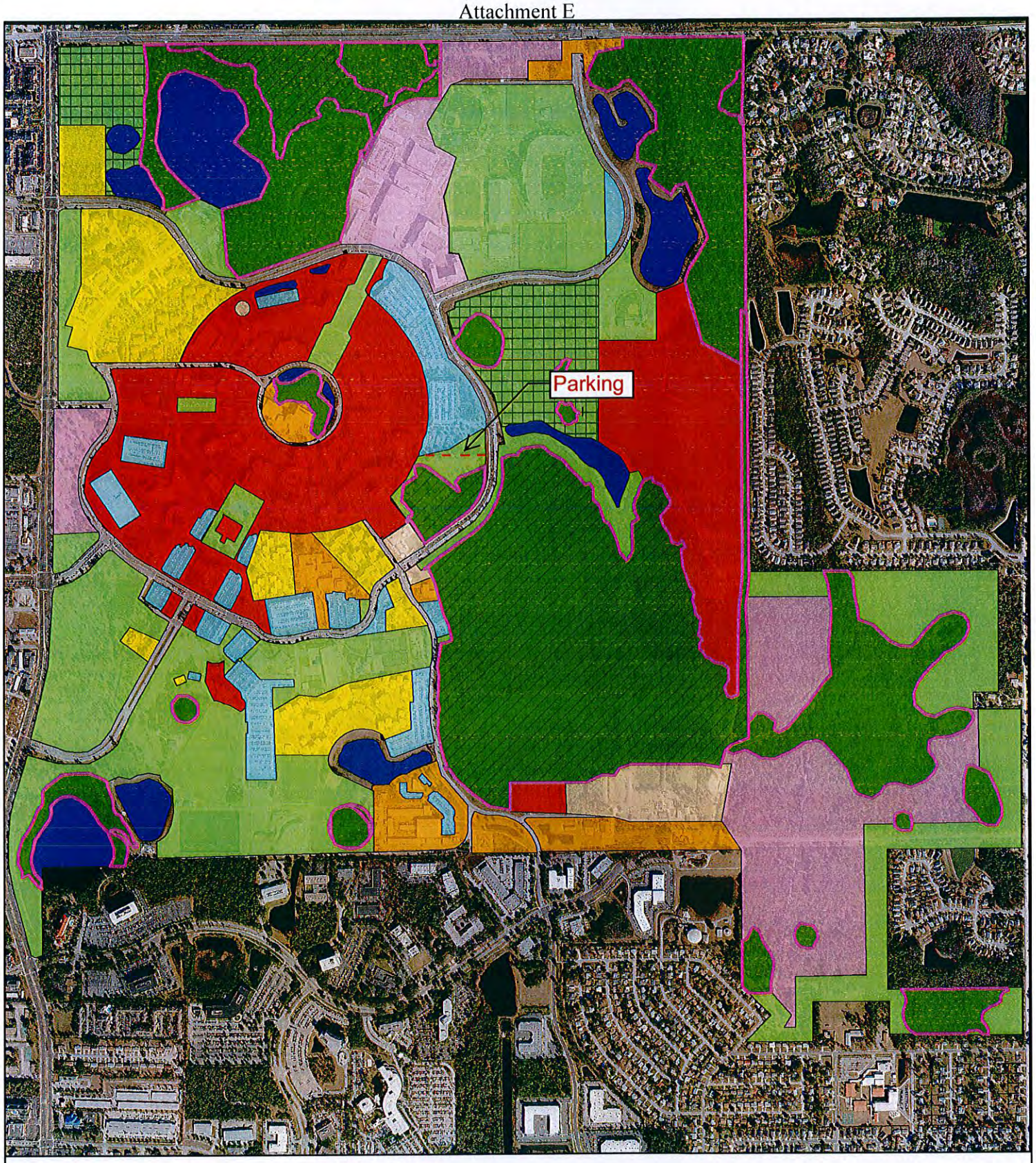

Figure 4-1

Future Land Use

Comprehensive Master Plan Update
University of Central Florida
Orlando, Florida
2010-2020

Legend

- Parking
- Academic/Research
- Lakes
- Utility
- Support
- Conservation (upland)
- Conservation (wetland)
- Conservation Easements
- Residential
- Recreation/Open Space
- Mixed Use

N

All maps are diagrammatic and conceptual. The various areas shown are approximate and not to survey accuracy. The intent of these maps is to illustrate general areas of existing or potential use.

Rev 20090403

0 1,000 2,000 4,000 Feet

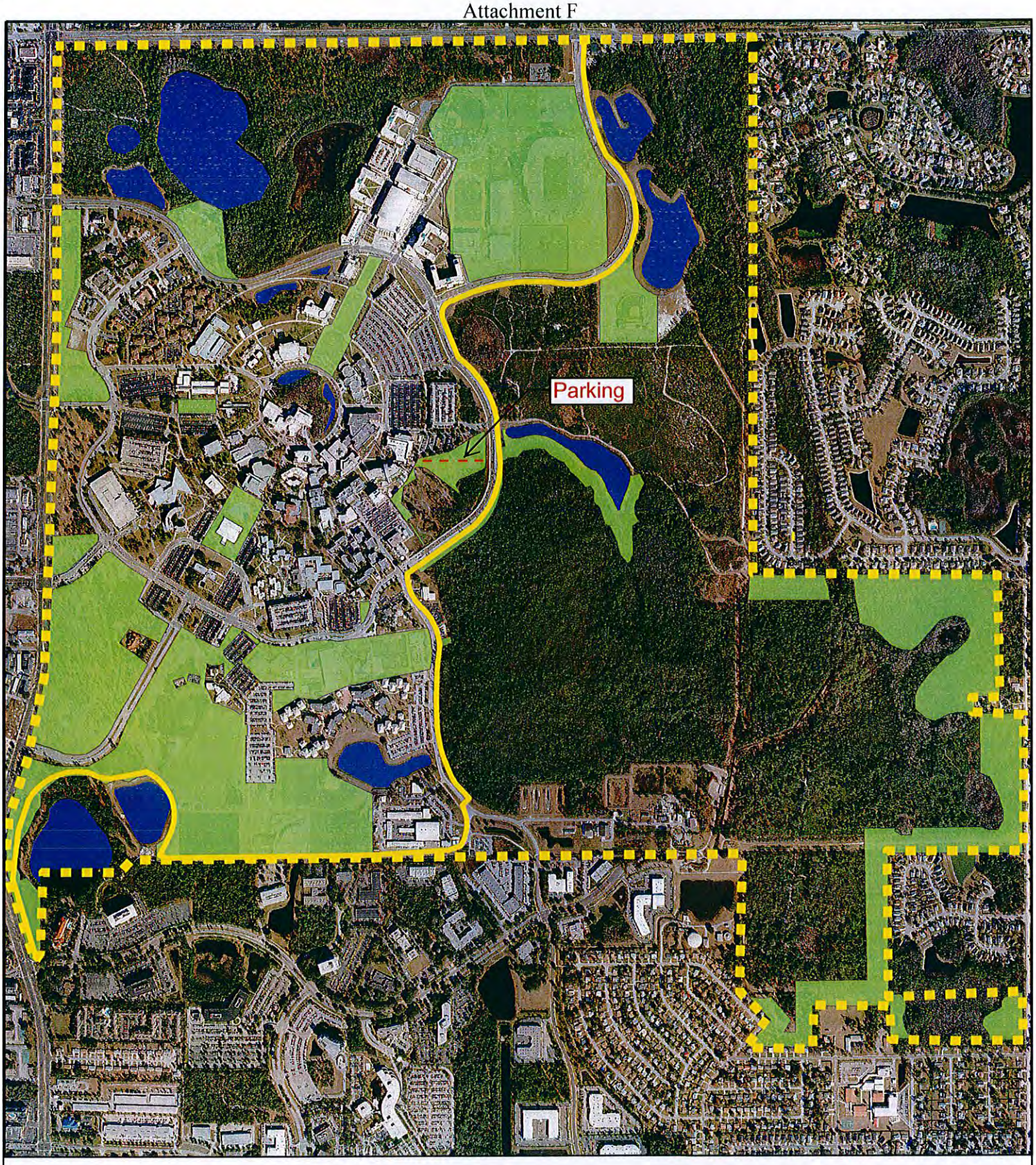

Figure 8-1

Recreation and Open Space

Comprehensive Master Plan Update
University of Central Florida
Orlando, Florida
2010-2020

Legend

- Recreation/Open Space
- Lakes
- Proposed Little Econ Greenway Trail
- Boundary

0 1,000 2,000 4,000 Feet

N

All maps are diagrammatic and conceptual. The various areas shown are approximate and not to survey accuracy. The intent of these maps is to illustrate general areas of existing or potential use.

Rev 20090622

ITEM: INFO-1

University of Central Florida
Board of Trustees
Finance and Facilities Committee

SUBJECT: Technology Fee Report

DATE: February 12, 2014

For information only.

Technology Fee Award Summary

	2009 - 10	2010 - 11	2011 - 12	2012 - 13	2013 - 14	Cumulative Total	Cumulative Total Awarded per College/Unit
Proposals Submitted	68	56	67	72	77	340	
Proposal Types Requested:							
Student-facing	68	41	40	49	59	257	
Faculty-facing			5	1	4	10	
Infrastructure		15	22	22	14	73	
Total Budget Requested	$ 16,066,574	$ 10,595,071	$ 16,953,642	$ 19,575,003	$ 15,250,407	$ 78,440,697	
Proposals Funded	39	43	48	38	38	206	
Proposal Types Funded:							
Student-facing	39	28	30	23	23	$ 143	
Faculty-facing			3		2	$ 5	
Infrastructure		15	15	15	13	$ 58	
Total Budget Funded	$ 6,421,193	$ 6,454,332	$ 8,599,501	$ 9,171,274	$ 9,148,271	$ 39,794,571	
Colleges or Units: Awarded - Requested							
Academic Affairs	0 of 0	0 of 1	0 of 0	0 of 1	1 of 1	1of 3	$ 96,993.00
Burnett Honors College	3 of 3	0 of 0	1 of 1	0 of 2	0 of 0	4 of 6	$ 726,875.00
College of Arts and Humanities	5 of 5	6 of 7	7 of 10	4 of 7	6 of 6	28 of 35	$ 1,560,466.00
College of Business Administration	1 of 1	0 of 1	1 of 1	1 of 2	0 of 0	3 of 5	$ 1,156,355.00
College of Education	7 of 9	3 of 4	9 of 11	7 of 11	2 of 21	28 of 56	$ 2,997,058.00
College of Electrical Engineering and Computer Science	4 of 10	2 of 4	5 of 9	2 of 3	3 of 5	16 of 31	$ 3,730,682.00
College of Graduate Studies	0 of 0	1 of 1	1 of 1	0 of 1	1 of 1	3 of 4	$ 210,578.00
College of Health and Public Affairs	1 of 1	2 of 3	1 of 3	1 of 4	1 of 4	6 of 15	$ 2,117,311.00
College of Medicine	0 of 0	0 of 0	1 of 1	1 of 5	1 of 3	3 of 9	$ 214,202.00
College of Nursing	0 of 1	1 of 1	1 of 1	2 of 2	0 of 0	4 of 5	$ 95,613.00
College of Optics and Photonics	0 of 0	2 of 2	1 of 1	2 of 2	0 of 0	5 of 5	$ 873,162.00
College of Sciences	5 of 6	5 of 7	6 of 8	4 of 8	6 of 11	26 of 40	$ 6,342,006.00
Information Technologies and Resources	10 of 13	10 of 11	8 of 10	7 of 13	13 of 17	48 of 64	$ 14,244,337.00
Office of Research and Commercialization	0 of 2	0 of 0	0 of 0	0 of 0	0 of 0	0 of 2	$ -
Regional Campuses	0 of 2	5 of 6	2 of 3	5 of 6	2 of 4	14 of 21	$ 3,125,332.00
Rosen College of Hospitality Management	2 of 6	1 of 2	1 of 1	0 of 0	1 of 1	5 of 10	$ 1,338,948.00
Student Development and Enrollment Services	1 of 7	4 of 5	3 of 6	2 of 5	1 of 3	11 of 26	$ 903,078.00
Undergraduate Studies	0 of 2	1 of 1	0 of 0	0 of 0	0 of 0	1 of 3	$ 61,575.00
Cumulative Total							**$ 39,794,571.00**

Rev. 1/8/14

UCF Technology Fee Project Awards - 2013 -14

	Submitting Unit	Proposal Type	Description	Proposal #	Amount Requested	Amount Allocated	Running Total	
1	Information Technologies and Resources	Student	SAGE Research Methods and SAGE Knowledge	1314-54	$ 203,185.00	$ 203,185.00	**$ 203,185.00**	Fall
2	Student Development and Enrollment Services	Student	Web-based Career Resources	1314-76	$ 34,354.87	$ 34,354.87	**$ 237,539.87**	
3	Information Technologies and Resources	Student	Eighteenth Century Collection Online (ECCO) plus the National Geographic Archive	1314-21	$ 119,800.00	$ 119,800.00	**$ 357,339.87**	
4	Information Technologies and Resources	Infrastructure	Internet Border Firewall Upgrade	1314-36	$ 457,580.95	$ 457,580.95	**$ 814,920.82**	
5	Engineering and Computer Science- College Of	Student	IdeaLab/InnovationLab	1314-30	$ 287,778.43	$ 287,778.43	**$ 1,102,699.25**	
6	Regional Campuses	Infrastructure	Central Region Network Update	1314-07	$ 30,000.00	$ 30,000.00	**$ 1,132,699.25**	
7	Graduate Studies- College Of	Student	Graduate Student Center	1314-29	$ 3,346.60	$ 3,346.60	**$ 1,136,045.85**	
8	Academic Affairs	Faculty	Faculty Training Center Upgrade	1314-28	$ 96,992.95	$ 96,992.95	**$ 1,233,038.80**	
9	Arts and Humanities- College Of	Student	British Periodicals Collection I and II	1314-02	$ 136,810.00	$ 136,810.00	**$ 1,369,848.80**	
10	Sciences- College Of	Infrastructure	National Center For Forensic Science Network	1314-41	$ 376,048.90	$ 376,048.90	**$ 1,745,897.70**	
11	Information Technologies and Resources	Infrastructure	Research Park Core Network Upgrade	1314-52	$ 943,823.74	$ 943,823.74	**$ 2,689,721.44**	
12	Sciences- College Of	Infrastructure	Wireless Internet in Arboretum Nature Pavilion and Landscape & Natural Resources	1314-77	$ 8,860.00	$ 8,860.00	**$ 2,698,581.44**	
13	Arts and Humanities- College Of	Student	Multimedia Classroom Conversion for Colbourn Hall 204 and 207E	1314-38	$ 73,539.73	$ 73,539.73	**$ 2,772,121.17**	
14	Regional Campuses	Infrastructure	UCF Western Region Network Update	1314-72	$ 613,090.00	$ 613,090.00	**$ 3,385,211.17**	

UCF Technology Fee Project Awards - 2013 -14

	Submitting Unit	Proposal Type	Description	Proposal #	Amount Requested	Amount Allocated	Running Total	
15	Medicine- College Of	Infrastructure	BSBS Video Conference Systems	1314-05	$ 103,044.62	$ 103,044.62	**$ 3,488,255.79**	Spring
16	Information Technologies and Resources	Student	Tablets, Scanners, and Collaborative Technology	1314-61	$ 176,585.00	$ 124,835.00	**$ 3,613,090.79**	
17	Engineering and Computer Science- College Of	Student	Environmental Engineering Teaching Laboratory Upgrade	1314-24	$ 38,323.00	$ 38,323.00	**$ 3,651,413.79**	
18	Sciences- College Of	Student	College of Sciences Multimedia Classrooms 2013 - 14	1314-15	$ 783,400.58	$ 783,400.58	**$ 4,434,814.37**	
19	Education- College Of	Infrastructure	Infrastructure Improvements and Classroom Management Software for the College of Education and Human Performance	1314-33	$ 9,052.35	$ 9,052.35	**$ 4,443,866.72**	
20	Engineering and Computer Science- College Of	Infrastructure	Classroom Renovation for Enhanced Student Experience	1314-11	$ 259,394.75	$ 259,394.75	**$ 4,703,261.47**	
21	Health and Public Affairs- College Of	Student	COHPA Classroom Upgrades	1314-12	$ 1,189,980.14	$ 441,518.28	**$ 5,144,779.75**	
22	Sciences- College Of	Infrastructure	Software Mobility for Students - Virtual Apps	1314-58	$ 928,564.00	$ 928,564.00	**$ 6,073,343.75**	
23	Information Technologies and Resources	Student	VAB 132 Classroom and Creative Media Upgrade	1314-75	$ 265,692.21	$ 265,692.21	**$ 6,339,035.96**	
24	Arts and Humanities- College Of	Student	School of Performing Arts Instructional Technology Laboratory	1314-55	$ 60,136.25	$ 60,136.25	**$ 6,399,172.21**	
25	Information Technologies and Resources	Student	Rosen College Library Technology Enhancement	1314-53	$ 84,766.49	$ 84,766.49	**$ 6,483,938.70**	
26	Arts and Humanities- College Of	Infrastructure	Public History Center - Infrastructure	1314-49	$ 100,488.00	$ 100,488.00	**$ 6,584,426.70**	
27	Information Technologies and Resources	Student	OIR Classrooms Computer Upgrades	1314-46	$ 38,880.08	$ 38,880.08	**$ 6,623,306.78**	
28	Information Technologies and Resources	Faculty	Faculty Multimedia Center HD update	1314-27	$ 76,414.98	$ 76,414.98	**$ 6,699,721.76**	

UCF Technology Fee Project Awards - 2013 -14

	Submitting Unit	Proposal Type	Description	Proposal #	Amount Requested	Amount Allocated	Running Total	
29	Information Technologies and Resources	Infrastructure	Internet Bandwidth Management - Exinda UPM	1314-35	$ 398,878.41	$ 398,878.41	**$ 7,098,600.17**	Contingency
30	Information Technologies and Resources	Student	OIR Large classrooms upgrades - NSC 101, CSB 101, MSB 260	1314-47	$ 422,132.71	$ 422,132.71	**$ 7,520,732.88**	
31	Information Technologies and Resources	Student	Expanding Hands-On Library Instruction Using Laptops	1314-26	$ 89,650.00	$ 89,650.00	**$ 7,610,382.88**	
32	Information Technologies and Resources	Student	Classroom Building Computer Lab Renovation	1314-09	$ 419,274.93	$ 419,274.93	**$ 8,029,657.81**	
33	Rosen College of Hospitality Management	Infrastructure	Classroom Instructional Technology Upgrade	1314-10	$ 691,019.82	$ 503,879.44	**$ 8,533,537.25**	
34	Education- College Of	Student	Improving Instructional Technology in Education Complex Collaboration Rooms	1314-31	$ 325,069.88	$ 325,069.88	**$ 8,858,607.13**	
35	Sciences- College Of	Student	Nicholson School of Communication Audio Facility	1314-43	$ 29,983.00	$ 29,983.00	**$ 8,888,590.13**	
36	Sciences- College Of	Student	Professional Video Cameras for Advanced Instruction to Students	1314-48	$ 48,500.00	$ 48,500.00	**$ 8,937,090.13**	
37	Arts and Humanities- College Of	Student	Crestron Multimedia Platform for the English Technical Writing Lab	1314-19	$ 46,689.97	$ 46,689.97	**$ 8,983,780.10**	
38	Arts and Humanities- College Of	Student	Public History Center - Student-Facing	1314-50	$ 164,490.96	$ 164,490.96	**$ 9,148,271.06**	

ITEM: INFO-2

University of Central Florida
Board of Trustees
Finance and Facilities Committee

SUBJECT: Equipment Fees for 2014-15

DATE: February 12, 2014

For information only.

New and Revised Equipment Fees for 2014-15

Program	New or Revised	2014 Fee Full-Time	2013 Fee Full-Time	Change from 2013	Notes
Undergraduate					
Business Administration -- Finance B.S. and Real Estate B.S.	Revised	$50.00	$30.00	$20.00* *This is the portion of the total fee being added for the Bloomberg terminals to the general equipment fee charged to all business degree students.	The Bloomberg terminal is a system that enables professionals in finance and other industries to access the Bloomberg Professional Service, through which users can monitor and analyze real-time financial data. The system also provides news, price quotes, and messaging across its proprietary secure network. Most large financial firms have subscriptions. The system also provides a job-posting feature available exclusively to Bloomberg terminal customers (a new job source for our students). UCF finance and real estate majors are currently at a disadvantage as one of the few Florida schools that do not provide students with the Bloomberg terminal experience. UF, FSU, University of Miami, FIU, FAU, UNF, Stetson, Rollins, University of Tampa, and FAMU are currently using Blooming terminals. Bloomberg terminals provide students with experience in using real-time data for financial research in equity securities, fixed-income securities, hybrid securities, and FOREX. This experience will provide a competitive advantage to UCF students seeking jobs in the financial services industry.

Graduate					
Doctor of Nursing Practice	New	$90.00	$0.00	$90.00	Nurse practitioners are now educated at the doctoral degree level in addition to the master's degree level. Training equipment is needed for all students so they have technical experience in a laboratory setting. The equipment fee receipts will be used to provide, maintain, and warrant instructional equipment including a chest simulator, an auscultation training simulator, a pelvic examination simulator, a lung compliance simulator, eye models, joint injection models, pulmonary function equipment, and other equipment used in laboratory experience.

Equipment Fees

This file contains cumulative equipment fees since 2007-08. Those programs highlighted in orange were modifications, and those in green were newly approved for 2014-15 and start with Fall 2014.

College of Arts and Humanitites

Undergraduate

Architecture B.D.

Equipment 27" monitors and other computer-related equipment, docking stations, large format plotters, ethernet switch, lab license.

Amount: $6,300.00 per semester
Full-time: 70 Part-time: 0
Full-time: $90.00 Part-time: $45.00

Art B.A. and Art B.F.A.

Equipment Replace or repair electronic hardware, traditional studio art equipment, and computer sorftware for art history, ceramics, 3-D design, drawing, painting, photography, sculpture, art animation, and printmaking classes.

Amount: $35,343.00 per semester
Full-time: 475 Part-time: 172
Full-time: $63.00 Part-time: $31.50

Digital Media B.A.

Equipment Maintain or replace equipment used in service of student learning for aging or outdated equipment, upgrades of software, and licensing fees.

Amount: $57,510.00 per semester
Full-time: 568 Part-time: 142
Full-time: $90.00 Part-time: $45.00

Cinema Studies B.A., Film B.A., Film B.F.A., and World Cinema B.A.

Equipment Purchase, maintain, and replace cameras, lights, light stands, video desks, and similar equipment.

Amount: $10,800.00 per semester
Full-time: 120 Part-time: 0
Full-time: $90.00 Part-time: $45.00

Music B.A., Music B.M.E., Music B.M.

Equipment Maintain piano; and maintain and replace wind, brass, string, and percussion instruments.

Amount: $23,850.00 per semester
Full-time: 230 Part-time: 70
Full-time: $90.00 Part-time: $45.00

Theatre B.A. and Theatre B.F.A.

Equipment Maintain and replace equipment for the theatre-computer lab, design studio, scene shop, mainstage, blackbox, box office, rehearsal studios, costume shop, dance studios, and production vehicles.

Amount: $31,500.00 per semester
Full-time: 350 Part-time: 0
Full-time: $90.00 Part-time: $45.00

Photography B.S.

Equipment Purchase, maintain, and replace computers, large and small format printers, and cameras, lenses, and tripods.

Amount: $3,825.00 per semester
Full-time: 40 Part-time: 5
Full-time: $90.00 Part-time: $45.00

Graduate

Studio Art and Computer M.F.A.

Equipment Purchase graphic design computers and software, printer, videocamera, digital camera, software, including adobe creative suite and macromedia dreamweaver.

Amount: $2,430.00 per semester
Full-time: 27 Part-time: 0
Full-time: $90.00 Part-time: $45.00

Music M.A.

Equipment Maintain piano; and maintain and replace wind, brass, string, and percussion instruments.

Amount: $855.00 per semester
Full-time: 7 Part-time: 5
Full-time: $90.00 Part-time: $45.00

College of Business Administration

Undergraduate

Business Administration Economics B.A.

Equipment Equip, maintain, and staff six computer-testing laboratories.
Amount: $6,360.00 per semester
Full-time: 154 Part-time: 116
Full-time: $30.00 Part-time: $15.00

Business Administration Accounting B.S.B.A.

Equipment Equip, maintain, and staff six computer-testing laboratories.
Amount: $31,560.00 per semester
Full-time: 764 Part-time: 576
Full-time: $30.00 Part-time: $15.00

Business Administration Finance B.S. and Real Estate B.S.

Equipment Equip, maintain, and staff six computer-testing laboratories.
Amount: $65,200.00 per semester
Full-time: 1,095 Part-time: 418
Full-time: $50.00 Part-time: $25.00

Business Administration General Business B.S.B.A.

Equipment Equip, maintain, and staff six computer-testing laboratories.
Amount: $23,700.00 per semester
Full-time: 574 Part-time: 432
Full-time: $30.00 Part-time: $15.00

Business Administration Management B.S.B.A.

Equipment Equip, maintain, and staff six computer-testing laboratories.
Amount: $48,885.00 per semester
Full-time: 1,184 Part-time: 891
Full-time: $30.00 Part-time: $15.00

Business Administration Marketing B.S.B.A.

Equipment Equip, maintain, and staff six computer-testing laboratories.
Amount: $26,460.00 per semester
Full-time: 641 Part-time: 482
Full-time: $30.00 Part-time: $15.00

Business Administration Management Information System B.S.B.A.

Equipment Equip, maintain, and staff six computer-testing laboratories.
Amount: $6,930.00 per semester
Full-time: 168 Part-time: 126
Full-time: $30.00 Part-time: $15.00

Business Administration B.A.B.A.

Equipment Equip, maintain, and staff six computer-testing laboratories.
Amount: $4,785.00 per semester
Full-time: 93 133
Full-time: $30.00 Part-time: $15.00

Business Administration Pending

Equipment Equip, maintain, and staff six computer-testing laboratories.
Amount: $87,600.00 per semester
Full-time: 2,462 Part-time: 916
Full-time: $30.00 Part-time: $15.00

Graduate

College of Education

Undergraduate

Elementary Education B.S.

Equipment Use of TeachLive classroom simulation program.

Amount: $18,564.00 per semester
Full-time: 1,447 Part-time: 200
Full-time: $12.00 Part-time: $6.00

All Secondary Education Degrees (Art Ed, Language Arts, Math Ed, Foreign Language Ed, Science Ed, and Social Studies Ed)

Equipment Use of TeachLive classroom simulation program.

Amount: $10,440.00 per semester
Full-time: 400 Part-time: 70
Full-time: $24.00 Part-time: $12.00

Graduate

Educational Leadership M.Ed.

Equipment Services of three technicians for the TeachLivE and TeachAARS simulator as well as equipment replacement.

Amount: $1,920 per semester
Full-time: 0 Part-time: 120
Full-time: $32.00 Part-time: $16.00

School Psychology Ed.S.

Equipment Purchase and maintain intelligence, achievement, process, and adaptive test instruments that will be used for ten years.

Amount: $3,870.00 per semester
Full-time: 43 Part-time: 0
Full-time: $90.00 Part-time: $45.00

All Teacher Education M.A.T. programs

Equipment Use of TeachLivE and TeachAARS classroom simulator as well as equipment replacement.

Amount: $3,200.00 per semester
Full-time: 0 Part-time: 100
Full-time: $64.00 Part-time: $32.00

College of Engineering and Computer Science

Undergraduate

Civil B.S. and Construction B.S.

Equipment Purchase, maintain, and replace equipment as presented in the schedule for the Nodarse Geotechnical Laboratory, Burton Laboratory, Hydrology Laboratory, and Hydraulics Laboratory.

Amount: $44,055.00 per semester
Full-time: 551 Part-time: 233
Full-time: $66.00 Part-time: $33.00

Graduate

Aerospace Engineering M.S.A.E.

Equipment Purchase and maintain subsonic wind tunnel, supersonic wind tunnel, helicopter experiment sets, bench top heat exchanger, volumetric hydraulic bench, and modal analysis experiment stations.

Amount: $1,170.00 per semester
Full-time: 5 Part-time: 16
Full-time: $90.00 Part-time: $45.00

Civil Engineering M.S.

Equipment Purchase and maintain triaxial apparatus bench, triaxial permeability apparatus, gradient ratio permeameter, vibratory table, relative density mold, gyratory compactor, hush pump, and hydraulic distribution jacks, and other pieces of equipment.

Amount: $896.00 per semester
Full-time: 30 Part-time: 52
Full-time: $16.00 Part-time: $8.00

Civil Engineering M.S.C.E.

Equipment Purchase and maintain gas spectrometer, electrokinetic analyzer, recirculating chiller, spectrofluorometer, turbidmeter, freeze dryer, pH control unit, oxygen meter, exhaust condenser, and refrigerated incubator, and other pieces of equipment.

Amount: $216.00 per semester
Full-time: 5 Part-time: 17
Full-time: $16.00 Part-time: $8.00

Computer Science B.S. and Information Technology B.S.

Equipment Purchase, maintain, and replace equipment as presented in the schedule for Harris Engineering Center Programming Laboratories and Harris Engineering Center Network and Problem Solving Laboratory.

Amount: $18,189.00 per semester
Full-time: 843 Part-time: 335
Full-time: $18.00 Part-time: $9.00

Electrical Engineering B.S. and Computer Engineering B.S.

Equipment Purchase, maintain, and replace equipment as presented in the schedule for Embedded Processor Laboratory, Senior Design Laboratory, Signals and Communication Laboratory, Electrical and Electronic Laboratory, and Digital Electronics Laboratory.

Amount: $61,560.00 per semester
Full-time: 884 Part-time: 284
Full-time: $60.00 Part-time: $30.00

Civil Engineering Ph.D.

Equipment Purchase asphalt testing machine, ovens, load test machine, centrifugal pump, water tank and pump, turbine system, and venturi meter, among other items to support the Hydraulics, Hydrology, Structures, and Geotechnical and Pavement Laboratories.

Amount: $616.00 per semester
Full-time: 33 Part-time: 11
Full-time: $16.00 Part-time: $8.00

Computer Science M.S.

Equipment Purchase and maintain workstations, high volume printer, servers, network switches, and routers for the Programming Laboratory and the Network and Problem Solving Laboratory.

Amount: $3,075.00 per semester
Full-time: 24 Part-time: 34
Full-time: $75.00 Part-time: $37.50

Computer Science Ph.D.

Equipment Purchase and maintain workstations, high volume printer, servers, and network switches and routers for the Programming Laboratory and the Network and Problem Solving Laboratory.

Amount: $8,025.00 per semester
Full-time: 100 Part-time: 14
Full-time: $75.00 Part-time: $37.50

Computer Engineering M.S.Cp.E

Equipment Purchase and maintain proto-boards, resistor and capacitor subsitutional boxes, network printers, and PCs, and other pieces of equipment.

Amount: $664.00 per semester
Full-time: 15 Part-time: 29
Full-time: $23.00 Part-time: $11.00

Computer Engineering Ph.D.

Equipment Purchase and maintain development boards, circuit board fabrication system, digitizing oscilloscopes, power supplies, function generators, meters, and oscilloscopes, and other pieces of equipment.

Amount: $847.00 per semester
Full-time: 33 Part-time: 8
Full-time: $23.00 Part-time: $11.00

Digital Forensics M.S.

Equipment Purchase and maintain switches, routers, forensic tool kit, forensic target hard drives, and PCs.

Amount: $0.00 per semester
Full-time: 15 Part-time: 120
Full-time: $0.00 Part-time: $0.00

Electrical Engineering M.S.E.E.

Equipment Purchase and maintain video projector, digitizing oscilloscopes, power supplies, logic analyzers, meters, soldering stations, and function generators, and other pieces of equipment.

Amount: $4,544.00 per semester
Full-time: 49 Part-time: 47
Full-time: $63.00 Part-time: $31.00

Environmental Engineering B.S.

Equipment Purchase, maintain, and replace equipment as presented in the schedule for the Chemical Process Control Laboratories and the Biological Process Control Laboratory.

Amount: $9,940.00 per semester
Full-time: 106 Part-time: 72
Full-time: $70.00 Part-time: $35.00

Industrial Engineering B.S.

Equipment Purchase, maintain, and replace equipment for the Metrology Laboratory, Facilities and Work Design Laboratory, Egronomics Laboratory, and Senior Design Laboratory.

Amount: $16,316.00 per semester
Full-time: 166 Part-time: 93
Full-time: $77.00 Part-time: $38.00

Electrical Engineering Ph.D.

Equipment Purchase and maintain video projector, digitizing oscilloscopes, power supplies, logic analyzers, meters, soldering stations, and function generators, and other pieces of equipment.

Amount: $6,728.00 per semester
Full-time: 94 Part-time: 26
Full-time: $63.00 Part-time: $31.00

Environmental Engineering M.S.Env.E.

Equipment Purchase and maintain turbidimeter, spectrometer, conductivity meter, pH meters, gas chromatograph, meters, and process control labs.

Amount: $352.00 per semester
Full-time: 13 Part-time: 18
Full-time: $16.00 Part-time: $8.00

Environmental Engineering Ph.D.

Equipment Purchase and maintain turbidimeter, spectrometer, conductivity meter, pH meters, gas chromatograph, meters, and process control labs.

Amount: $160.00 per semester
Full-time: 9 Part-time: 2
Full-time: $16.00 Part-time: $8.00

Environmental Sciences M.S.

Equipment Purchase and maintain turbidimeter, spectrometer, conductivity meter, pH meters, gas chromatograph, meters, and process control labs.

Amount: $32.00 per semester
Full-time: 1 Part-time: 2
Full-time: $16.00 Part-time: $8.00

Industrial Engineering M.S.

Equipment Purchase and maintain micrometers, calipers, multiplexer, vibrometry meters, and PCs.

Amount: $4,698.00 per semester
Full-time: 41 Part-time: 80
Full-time: $58.00 Part-time: $29.00

Industrial Engineering M.S.I.E.

Equipment Purchase and maintain molding machines, sanders and grinders, saws, CAD stations, coordinate and roughness measuring instruments, stereolithography machine, thermojet rapid prototyping machine, and vibrometry meters.

Amount: $1,131 per semester
Full-time: 11 Part-time: 17
Full-time: $58.00 Part-time: $29.00

Industrial Engineering Ph.D.

Equipment Purchase and maintain micrometers, calipers, multiplexer, vibrometry meters, and PCs.

Amount: $3,335.00 per semester
Full-time: 39 Part-time: 37
Full-time: $58.00 Part-time: $29.00

Materials Science and Engineering M.S.M.S.E.

Equipment Purchase and maintain tensile tester, MTS testing machine, Rockwell hardness tester, Vickers hardness tester, grinding and polishing machines, oven, and microscopes.

Amount: $0.00 per semester
Full-time: 9 Part-time: 13
Full-time: $0.00 Part-time: $0.00

Aerospace Engineering B.S.A.E. AND Mechanical Engineering B.S.A.E.

Equipment: Purchase, maintain, and replace equipment for the Materials Characterization Laboratory, Mechanical Testing Laboratory, Measurements and Fluid Mechanics Laboratory, Computational Mechanics Laboratory, Thermo-Mechanical Measurement Laboratory, Dynamics and Controls Laboratory, and the Wind Tunnel.
Amount: $114,210.00 per semester
Full-time: 1,129 Part-time: 280
Full-time: $90.00 Part-time: $45.00

Materials Science and Engineering Ph.D.

Equipment: Purchase and maintain tensile tester, MTS testing machine, Rockwell hardness tester, Vickers hardness tester, grinding and polishing machines, oven, and microscopes.
Amount: $0.00 per semester
Full-time: 37 Part-time: 3
Full-time: $0.00 Part-time: $0.00

Mechanical Engineering M.S.M.E.

Equipment: Purchase and maintain strain gauge module, thermal module, flow benches, heat exchangers, robot kits, and oscilloscopes.
Amount: $2,655.00 per semester
Full-time: 14 Part-time: 31
Full-time: $90.00 Part-time: $45.00

Mechanical Engineering Ph.D.

Equipment: Purchase and maintain strain gauge module, thermal module, flow benches, heat exchangers, robot kits, and oscilloscopes.
Amount: $3,645.00 per semester
Full-time: 38 Part-time: 5
Full-time: $90.00 Part-time: $45.00

College of Health and Public Affairs

Undergraduate

Athletic Training B.S.*

Equipment: Purchase Plinth Treatment Tables, desk-height chairs with casters, Electrical Stimulation and Ultrasound Combination Unit, Nebulizer, Datatherm II (Thermometer), Airway Larry, PowerHeart AED Trainer, helments for spinal injury, specialty camera, Hydroculator.
Amount: $2,184.00 per semester
Full-time: 56 Part-time: 0
Full-time: $39.00 Part-time: $19.50
*The fee was unitentionally discontinued last year when the program was changed from a track to a degree. It previously was $15.00 for full-time students.

Communication Sciences and Disorders B.A. and B.S.

Equipment: Purchase spirometers, sensimetrics, headphones, multi-speech and multi-voice profiles, speech science laboratory computers, anatomical models, software for phonetic transcription, portable audiometers, portable tympanometers, otoscopes, digitized speech voice-output devices, dynamic display voice-output devices, text-to-speech voice output devices, videomonitoring, nasometer, and electroglottographs equipment.
Amount: $12,862.50 per semester
Full-time: 321 Part-time: 93
Full-time: $35.00 Part-time: $17.50

Health Information Management B.S.

Equipment: Purchase and maintain computer laboratory equipment and software.
Amount: $855 per semester
Full-time: 22 Part-time: 13
Full-time: $30.00 Part-time: $15.00

Health Sciences - Athletic Training B.S.

Equipment: Purchase and maintain ultrasound and electrical stimulation equipment, biograph monitoring system, and calibration hardware.
Amount: $727.50 per semester
Full-time: 39 Part-time: 19
Full-time: $15.00 Part-time: $7.50

Graduate

Communication Sciences and Disorders M.A.

Equipment: Purchase spirometers, sensimetrics, headphones, multi-speech and multi-voice profiles, speech-science laboratory computers, anatomical models, software for phonetic transcription, portable audiometers, portable tympanometers, otoscopes, digitized speech-voice-output devices, dynamic display voice-output devices, text-to-speech-voice output devices, videomonitoring, nasometer, and electroglottographs equipment.
Amount: $16,830.00 per semester
Full-time: 173 Part-time: 28
Full-time: $90.00 Part-time: $45.00

Physical Therapy D.P.T.

Equipment	Purchase metabolic cart, traction equipment, electronic treatment tables, electrical stimulation equipment, ultrasound equipment, EMG nerve conduction velocity testing, diathermy equipment, evoked potential testing equipment, exercise bicycles, and treadmills.		
Amount:	$5,940.00 per semester		
Full-time:	66	Part-time:	0
Full-time:	$90.00	Part-time:	$45.00

College of Health and Public Affairs

Undergraduate

Graduate

Public Affairs Ph.D.

Equipment	Purchase software MPLUS, DTREG, and GIS; maintain lab and computer equipment.		
Amount:	$2,580.00 per semester		
Full-time:	49	Part-time:	31
Full-time:	$40.00	Part-time:	$20.00

Social Work M.S.W.

Equipment	Purchase digital video cameras with tripods, video monitors, computer workstations, and DVD, DVR, and VHS players.		
Amount:	$6,055.00 per semester		
Full-time:	123	Part-time:	100
Full-time:	$35.00	Part-time:	$17.50

Rosen College of Hospitality Management

Undergraduate

Event Management B.S., Hospitality Management B.S., and Restaurant and Foodservice Management B.S.

Equipment	Maintain kitchen and bar laboratories, as well as theater sound and light system.		
Amount:	$129,037.50 per semester		
Full-time:	1,578	Part-time:	285
Full-time:	$75.00	Part-time:	$37.50

Graduate

College of Nursing

Undergraduate

Nursing B.S.N.

Equipment	Purchase adult manikins, AED simulator, audioscope, blood pressure simulator, catheters, doppler, enteric feeding equipment, child manikins, human patient simulator, hydraulic transfer stretcher, IV pump, incentive spirometer, METI simulation warranty, nursing baby VitaSim, prostate palpation model, Saunders physical exam and health assessment, suction machines, torso models, VitaSim control unit, Welch Allyn transformer, and wound care model kit.		
Amount:	$23,775.00 per semester		
Full-time:	355	Part-time:	241
Full-time:	$50.00	Part-time:	$25.00

Graduate

Nursing M.S.N. and Ph.D.

Equipment	Purchase abdominal palpitation model, auscultation training simulator, cervical effacement and dilation model and board, ear model, empathy belly pregnancy simulator, fetal monitoring and labor progression model, human patient simulator, knee injection model, uterine fetal development models, birthing simulator manikins, pelvic exam simulator model, spinal injection simulator, shoulder injection model, and other equipment.		
Amount:	$16,425.00 per semester		
Full-time:	84	Part-time:	197
Full-time:	$90.00	Part-time:	$45.00

Doctor of Nursing Practice

Equipment	Purchase dynamic airway and lung compliance simulator, airway trainer, life pack defibrillator, chest tube manikin, lumbar puncture trainer, slit lamp, human chest simulators, simulator software upgrades, chest tube and lumbar puncture trainer repair.		
Amount:	$6,705.00		
Full-time:	23	Part-time:	103
Full-time:	$90.00	Part-time:	$45.00

College of Optics and Photonics

Photonic Science and Engineering B.S.

Equipment: Oscilloscopes, grating spectometer, data acquisition computers with A/D cards, optical power meters, telecommunications laser diodes, erbium doped fiber amplifiers, and fiber fusion splicer.

Amount: $2,400.00 per semester
Full-time: 40 Part-time: 0
Full-time: $60.00 Part-time: $30.00

College of Sciences

Undergraduate

Biology B.S.

Equipment: Maintain and replace lab equipment across 15 different courses.

Amount: $87,621.10 per semester
Full-time: 1495 Part-time: 536
Full-time: $49.70 Part-time: $24.85

Chemistry B.S. and Forensic Science B.S.

Equipment: Purchase equipment upgrades, replacements, and service contracts for magnetic resonance spectrometer, gas mass spectrometer, infrared spectramotor, liquid chromatography system, infrared microscope system, and optical light microscopes.

Amount: $43,965.00 per semester
Full-time: 424 Part-time: 129
Full-time: $90.00 Part-time: $45.00

Communications: Journalism B.A. and Advertising and Public Relations B.A.

Equipment: Purchase and maintain computers, scanners, and software for two computer and testing laboratories.

Amount: $14,454.00 per semester
Full-time: 303 Part-time: 51
Full-time: $44.00 Part-time: $22.00

Communications: Radio-Television B.A.

Equipment: Purchase and maintain cameras, tape decks, video server, video switcher, effects generator, light board, video monitor, audio decks, newsroom computers, video edit stations, graphic workstations, microphones, and headphones.

Amount: $20,970.00 per semester
Full-time: 205 Part-time: 56
Full-time: $90.00 Part-time: $45.00

Graduate

Chemistry M.S.

Equipment: Maintain and upgrade two high-field nuclear magnetic spectrometers, two infrared spectrometers, two gas chromatography/mass spectrometers, UV-visible spectrophotometers, thermal and mechanical analysis instrumentation, scanning probe microscope, and confocal and polarized light microscopy equipment.

Amount: $405.00 per semester
Full-time: 1 Part-time: 7
Full-time: $90.00 Part-time: $45.00

Chemistry Ph.D.

Equipment: Maintain and upgrade two high-field nuclear magnetic spectrometers, two infrared spectrometers, two gas chromatography/mass spectrometers, UV-visible spectrophotometers, thermal and mechanical analysis instrumentation, scanning probe microscope, and confocal and polarized light microscopy equipment.

Amount: $5,310.00 per semester
Full-time: 58 Part-time: 2
Full-time: $90.00 Part-time: $45.00

Communication M.A.

Equipment: Purchase and maintain software licenses for 23 computers.

Amount: $2,240.00 per semester
Full-time: 97 Part-time: 86
Full-time: $16.00 Part-time: $8.00

Physics B.S.

Equipment
Purchase and maintain spin resonance apparatus, resistivity measurement system, adiabatic coefficient measurement system, X-ray apparatus, optical diffraction experiment, Franck-Hertz experiment, and specific charge experiment.

Amount: $2,467.60 per semester
Full-time: 86 Part-time: 27
Full-time: $24.80 Part-time: $12.40

Psychology B.A. and B.S.

Equipment Purchase license renewals and computers for teaching laboratory, computer maintenance, projector replacement, and other equipment.

Amount: $78,884.00 per semester
Full-time: 2,659 Part-time: 750
Full-time: $26.00 Part-time: $13.00

Social Sciences: Political Science B.A. and Sociology B.S.

Equipment Maintain joint-use computer laboratory equipment and software.

Amount: $10,427.50 per semester
Full-time: Part-time:
Political Sci: 802 Political Sci: 186
Sociology: 72 Sociology: 53
Full-time: Part-time:
Political Sci: $10.00 Political Sci: $5.00
Sociology: $15.00 Sociology: $7.50

Forensic Science M.S.

Equipment Maintain and upgrade two high-field nuclear magnetic spectrometers, two infrared spectrometers, two gas chromatography/mass spectrometers, UV-visible spectrophotometers, thermal and mechanical analysis instrumentation, scanning probe microscope, and confocal and polarized light microscopy equipment.

Amount: $720.00 per semester
Full-time: 5 Part-time: 6
Full-time: $90.00 Part-time: $45.00

Political Science M.A.

Equipment Maintain and upgrade 16 lab computers, five instructors' computers, five projectors, and five printers.

Amount: $4,855.50 per semester
Full-time: 78 Part-time: 93
Full-time: $39.00 Part-time: $19.50

Applied Sociology M.A. and Ph.D.

Equipment Maintain and upgrade 16 lab computers, five instructors' computers, five projectors, and five printers.

Amount: $5,479.50 per semester
Full-time: 104 Part-time: 73
Full-time: $39.00 Part-time $19.50

College of Medicine

Undergraduate

Molecular Biology and Microbiology B.S., Biotechnology B.S., Medical Laboratory Sciences B.S.

Equipment Purchase and maintain equipment used in labs. Requesting only 80 percent because some courses serve non-majors.

Amount: $138,567 per semester
Full-time: 1,626 Part-time: 301
Full-time: $78.00 Part-time: $39.00

Graduate

Doctor of Medicine

Equipment Purchase laptop, mobile device, and access to and use of two multi-function printers.

Amount: $60,701.00 per year
Full-time: 101 Part-time: 0
Full-time: $601.00 Part-time $0.00

The Burnett Honors College

Undergraduate

Burnett Honors College

Equipment	Purchase and maintain computers, monitors, scanners, printers, video cameras, software, and associated items.		
Amount:	$59,500 per semester		
Full-time:	1,700	Part-time:	0
Full-time:	$35.00	Part-time:	$17.50

Graduate

College of Graduate Studies

Graduate

Modeling and Simulation M.S.

Equipment	Purchase and maintain SMART board, HD video camera, LCD projector, computer, video conference system, and associated items.		
Amount:	$837 per semester		
Full-time:	18	Part-time:	26
Full-time:	$27.00	Part-time:	$13.50

Modeling and Simulation Ph.D.

Equipment	Purchase and maintain SMART board, HD video camera, LCD projector, computer, video conference system, and associated items.		
Amount:	$1,661 per semester		
Full-time:	42	Part-time:	39
Full-time:	$27.00	Part-time:	$13.50

ITEM: INFO-3

University of Central Florida
Board of Trustees
Finance and Facilities Committee

SUBJECT: UCF Housing Update

DATE: February 12, 2014

For information only.

ITEM: INFO-4

University of Central Florida
Board of Trustees
Finance and Facilities Committee

SUBJECT: UCF Investments Quarterly Report Ended December 31, 2013

DATE: February 12, 2014

For information only.

University of Central Florida
Total Operating Portfolio Summary[1]
As of December 31, 2013

Cash & Non-Investment Portfolio	6/30/2013 Reported Value	9/30/2013 Reported Value	12/31/2013 Reported Value
Bank of America	$9,684,453	$1,278,981	$37,248,685
CNL - Money Market	$5,015	$5,015	$5,016
SPIA	$207,082,973	$319,888,296	$229,065,110
UCF Parking Bonds (SPIA)	$8,311,560	$5,689,247	$3,253,688
UCF Housing Bonds (SPIA)	$17,413,485	$9,627,705	$6,712,874
Total Cash & Non-Investment Portfolio	**$242,497,486**	**$336,489,243**	**$276,285,374**

Structured Investment Portfolio (BNY)	6/30/2013 Market Value	9/30/2013 Market Value	*3rd Quarter Gain/(Loss)*	12/31/2013 Market Value	*4th Quarter Gain/(Loss)*	*Inception Gain/(Loss)[2]*
Pool I	**$30,000,154**	**$30,000,063**	***$756***	**$30,000,819**	***$756***	***$28,203***
Pool II	**$20,122,214**	**$20,136,508**	***$20,643***	**$20,138,451**	***$6,975***	***$218,846***
Fixed Income (Pool III)[3]	$96,582,306	$97,213,666	*$649,835*	$97,274,815	*$89,815*	*$6,416,737*
Domestic Equity (Pool III)	$16,453,378	$17,314,216	*$868,044*	$19,132,814	*$1,818,598*	*$7,435,050*
Total Pool III	**$113,035,684**	**$114,527,882**	***$1,517,879***	**$116,407,629**	***$1,908,413***	***$13,851,787***
Fixed Income (Pool IV)[4]	$20,476,296	$20,635,953	*$176,300*	$20,539,798	*($89,256)*	*$3,145,659*
Domestic Equity (Pool IV)	$32,188,653	$33,872,756	*$1,684,104*	$37,430,579	*$3,557,824*	*$15,007,384*
International Equity (Pool IV)	$8,688,466	$9,518,690	*$830,225*	$10,102,388	*$583,697*	*$2,442,693*
Total Pool IV	**$61,353,415**	**$64,027,399**	***$2,690,628***	**$68,072,765**	***$4,052,265***	***$20,595,736***
Total Structured Investment Portfolio	**$224,511,467**	**$228,691,852**	***$4,229,906***	**$234,619,664**	***$5,968,410***	***$34,694,573***

Total Operating Portfolio	**$467,008,953**	**$565,181,095**	**$510,905,038**

1. The portfolio gain/(loss) data is presented gross of management fees and portfolio expenses but net of physical cash flows.
2. The inception date for analysis is 3/31/10. The actual funding of the various portfolios occurred during March 2010.
3. Pool III's fixed Income market value includes the $15,773 cash balance held in the Pool III mutual fund account.
4. Pool IV's fixed Income market value includes the $37,460 cash balance held in the Pool IV mutual fund account.

THE BOGDAHN GROUP.

University of Central Florida
Structured Investment Portfolio vs. Net Contributions[1]
As of December 31, 2013

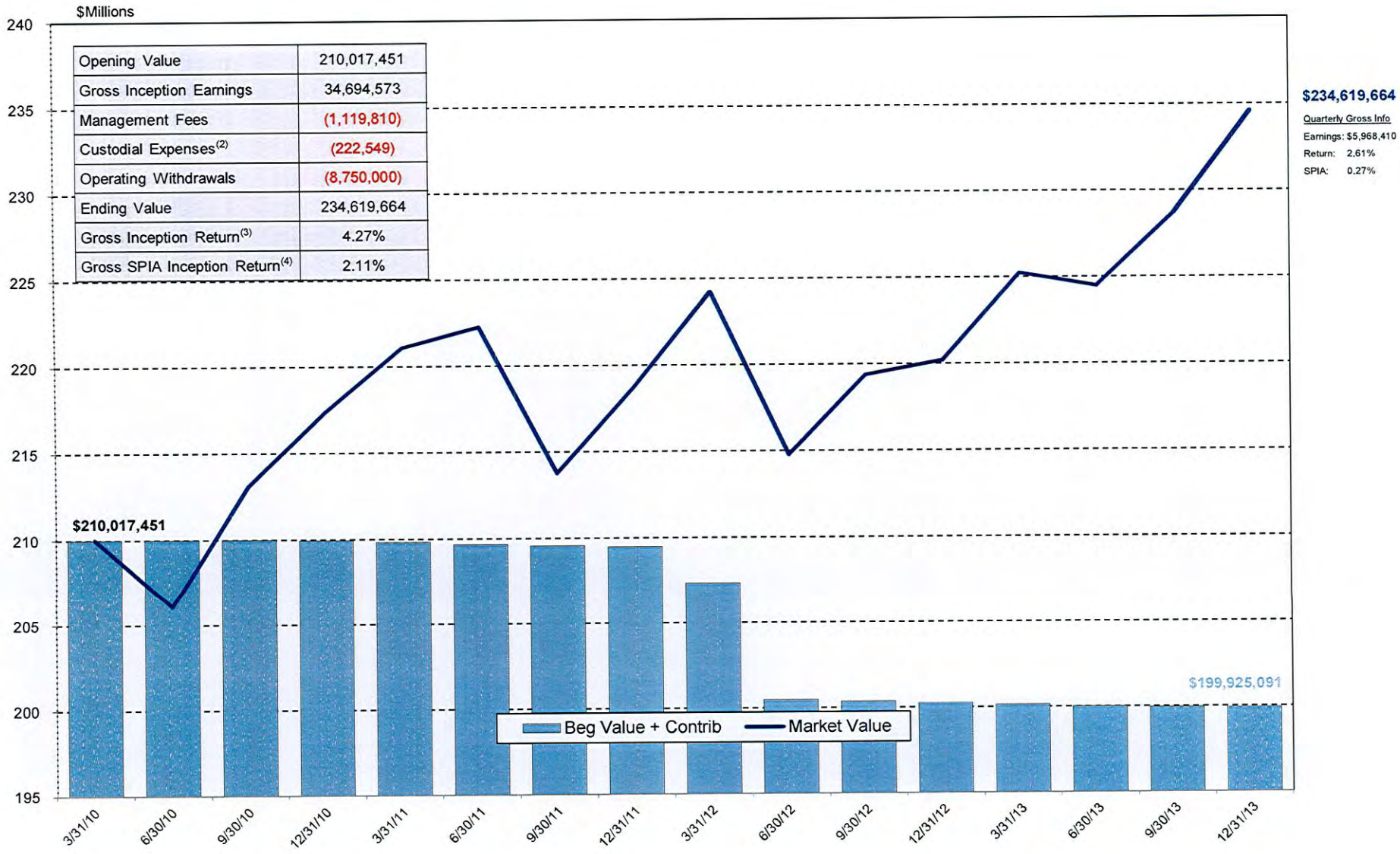

Opening Value	210,017,451
Gross Inception Earnings	34,694,573
Management Fees	(1,119,810)
Custodial Expenses[2]	(222,549)
Operating Withdrawals	(8,750,000)
Ending Value	234,619,664
Gross Inception Return[3]	4.27%
Gross SPIA Inception Return[4]	2.11%

1. Net contributions include cash flows associated with management fees, portfolio expenses and physical cash flows
2. Custodial expense figure is reduced by commission recapture income received
3. Annualized performance number. Net of management fees inception earnings = $33,574,763. Net inception return = 4.13%,
4. The gross SPIA inception return corresponds with the 3/31/10 inception of UCF's investment portfolio. Net inception SPIA return = 1.99%

THE BOGDAHN GROUP

Pool I:	Yes	No	N/A
Investments in any single pooled investment fund shall be limited to 50% of the market value of Operating Pool I's assets.			✓

Pool II:	Yes	No	N/A
Investments in any single pooled investment fund shall be limited to 50% of the market value of Operating Pool II's assets.			✓
All fixed income investments shall maintain a minimum rating of "AAA" or higher by a major credit rating service.	✓		
Duration of the fixed income portfolio shall not exceed the effective duration of the Merrill Lynch 1-Year Treasury index by 25%.	✓		
The maturity of any single security shall not exceed 1.5 years.	✓		
Operating Pool II shall maintain a dollar-weighted average effective maturity of 1 year or less.	✓		

Pool III Equity:	Yes	No	N/A
Investments in equity securities shall not exceed twenty percent (20%) of the market value of Operating Pool III's assets.	✓		

Pool III Fixed:	Yes	No	N/A
All fixed income investments shall maintain a minimum rating of "A" or higher by a major credit rating service.	✓		
The weighted average quality of the fixed income portfolio shall maintain a rating of "AA" or higher.	✓		
The duration of the fixed income portfolio shall not exceed the effective duration of the benchmark by 50%.	✓		

Pool IV Equity:	Yes	No	N/A
Investment in equity securities shall not exceed sixty-five percent (75%) of the market value of Operating Pool IV's assets.	✓		
Foreign securities shall not exceed twenty percent (20%) of the market value of Operating Pool IV's assets.	✓		

Pool IV Fixed:	Yes	No	N/A
All fixed income investments shall maintain a minimum rating of "investment grade" or higher by a major credit rating service.	✓		
The weighted average quality of the fixed income portfolio shall maintain a rating of "A" or higher.	✓		
Duration of the fixed income portfolio shall not exceed the effective duration of the benchmark by 50%.	✓		

1. Taken as an excerpt from the UCF quarterly performance evaluation report. Individual managers are also measured on an ongoing basis against a combination of 15 quantitative and qualitative criteria.

Target Policy Summary	
Pool I	100% 90 Day US T-Bills
Pool II	75% ML 1-Year Treasury + 25% 90 Day US T-bills
Pool III	85% ML 1-5 Year G/C A or Better + 15% S&P 500
Pool IV	30% Barclays Agg + 5% Barclays TIPS + 50% S&P 500 + 15% MSCI-ACWxUS

Pool I	$30,000,819	Current Allocation
Cash & Equivalents	**$30,000,819**	**100.0%**
Fidelity Money Market	$30,000,819	

Pool II	$20,138,451	Current Allocation
Short-Term Fixed Income	**$20,138,451**	**100.0%**
Galliard Capital Management	$20,138,451	

Pool III	$116,407,629	Current Allocation
Intermediate Fixed Income (85%)	**$97,259,042**	**83.6%**
Galliard Capital Management	$52,277,577	
Sawgrass Asset Management	$44,981,465	
Domestic Equity (15%)	**$19,148,587**	**16.4%**
Vanguard Institutional Index[1]	$19,148,587	

Pool IV	$68,072,765	Current Allocation
Broad Market Fixed Income (35%)	**$20,539,798**	**30.2%**
Galliard Capital Management	$11,597,748	
PIMCO Total Return[2]	$6,022,333	
Galliard Tsy Infl Protected (TIPS)	$2,919,717	
Domestic Equity (50%)	**$37,430,579**	**55.0%**
Vanguard Institutional Index	$37,430,579	
International Equity (15%)	**$10,102,388**	**14.8%**
Europacific Growth	$5,175,909	
Manning & Napier Overseas	$4,926,479	

1. Pool III's Vanguard Institutional Index market value includes the $15,773 cash balance held in the Pool III mutual fund account.
2. Pool IV's PIMCO Total Return market value includes the $37,460 cash balance held in the Pool IV mutual fund account.

3/31/2010: $210,017,451
Pool Allocation

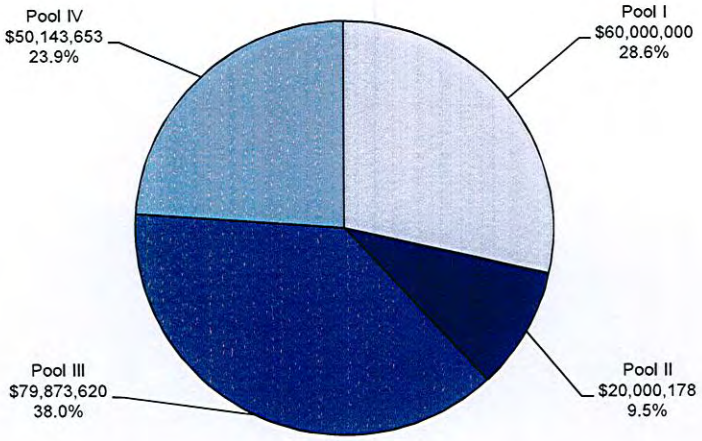

Asset Allocation

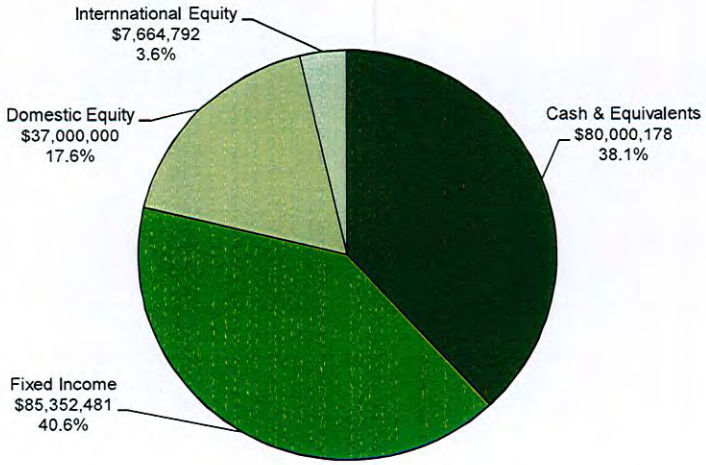

12/31/2013: $234,619,664
Pool Allocation

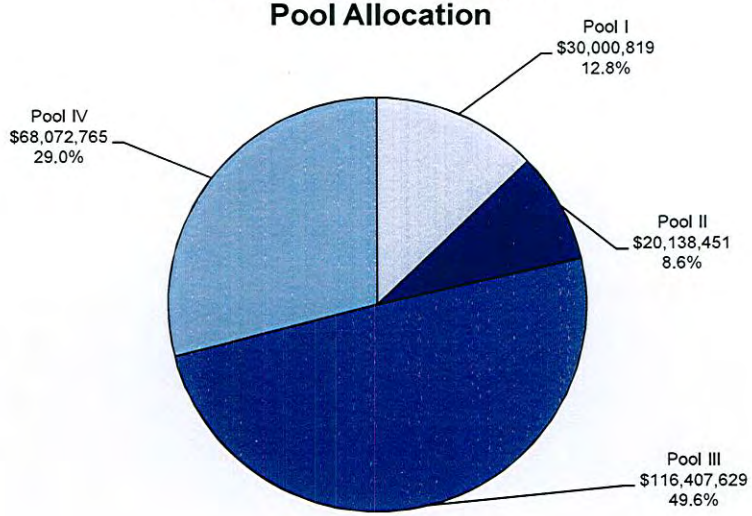

Asset Allocation

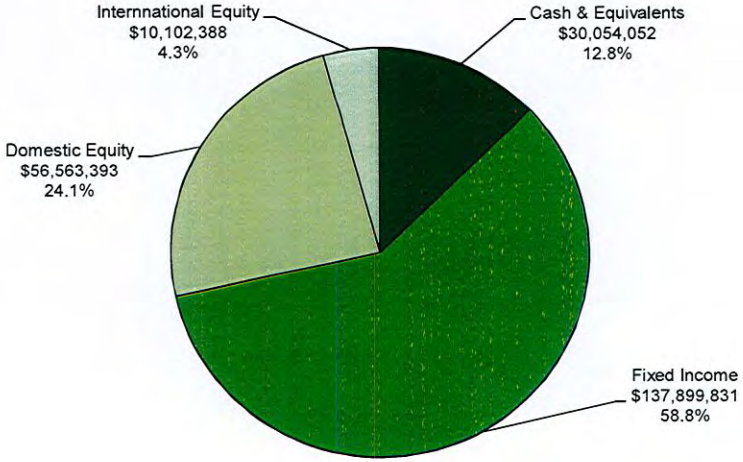

THE BOGDAHN GROUP.

ITEM: INFO-5

University of Central Florida
Board of Trustees
Finance and Facilities Committee

SUBJECT: Key Financial Ratios – UCF Compared to State University System

DATE: February 12, 2014

For information only.

Item: INFO--5

Key Financial Ratios

June 30, 2012

UNIVERSITY OF CENTRAL FLORIDA COMPARED TO STATE UNIVERSITY SYSTEM

Primary Reserve Ratio

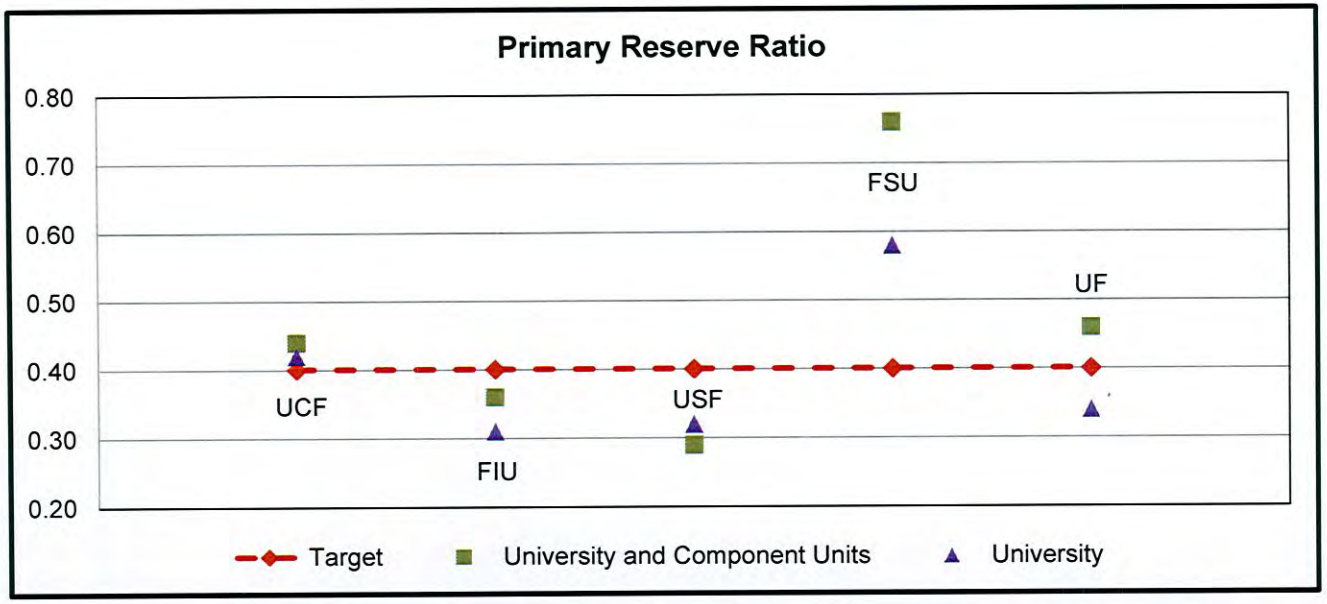

- This ratio provides a snapshot of financial strength and flexibility by indicating how long the institution could function using its expendable reserves without relying on additional net assets generated by operations. A ratio of 40 percent (provides about five months of expenses) or better is advisable to give institutions the flexibility to manage the enterprise.

This ratio is calculated as follows:

Primary Reserve Ratio

$$\frac{\text{Expendable Net Assets}}{\text{Total Expense}}$$

	UCF	FIU	USF	FSU	UF	FAU	FAMU	UNF	FGCU	UWF	NCF
University & Component Units	0.44	0.36	0.29	0.76	0.46	0.51	0.40	0.27	0.31	0.46	(0.11)
University *	0.42	0.31	0.32	0.58	0.34	0.30	0.31	0.22	0.23	0.33	0.26

* Includes blended-component units (UCF Finance Corporation and UCF College of Medicine Self-Insurance Program).

Net Operating Revenues Ratio

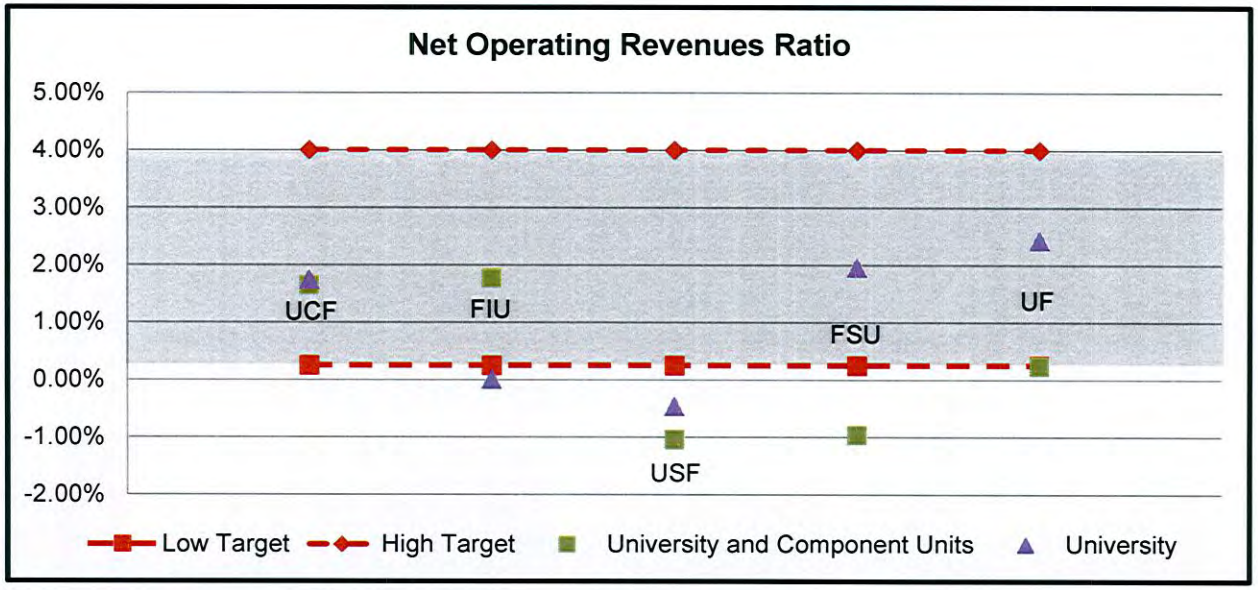

- A positive ratio indicates that the institution experienced an operating surplus for the year. A target range of .25 percent to 4 percent is a goal, over an extended time period. The result will likely vary from year to year.

This ratio is calculated as follows:

Net Operating Revenues Ratio

$$\frac{\text{Operating and Non-Operating Net Income (Loss)}}{\text{Operating Revenues plus Non-Operating Revenues}}$$

	UCF	FIU	USF	FSU	UF	FAU	FAMU	UNF	FGCU	UWF	NCF
University & Component Units	1.64%	1.77%	-1.04%	-0.96%	0.24%	-6.06%	1.67%	-9.16%	-5.51%	-7.90%	-14.89%
University *	1.74%	0.01%	-0.46%	1.96%	2.43%	-2.77%	3.10%	-7.21%	-4.12%	-7.62%	-15.77%

* Includes blended-component units (UCF Finance Corporation and UCF College of Medicine Self-Insurance Program).

Return on Net Assets Ratio

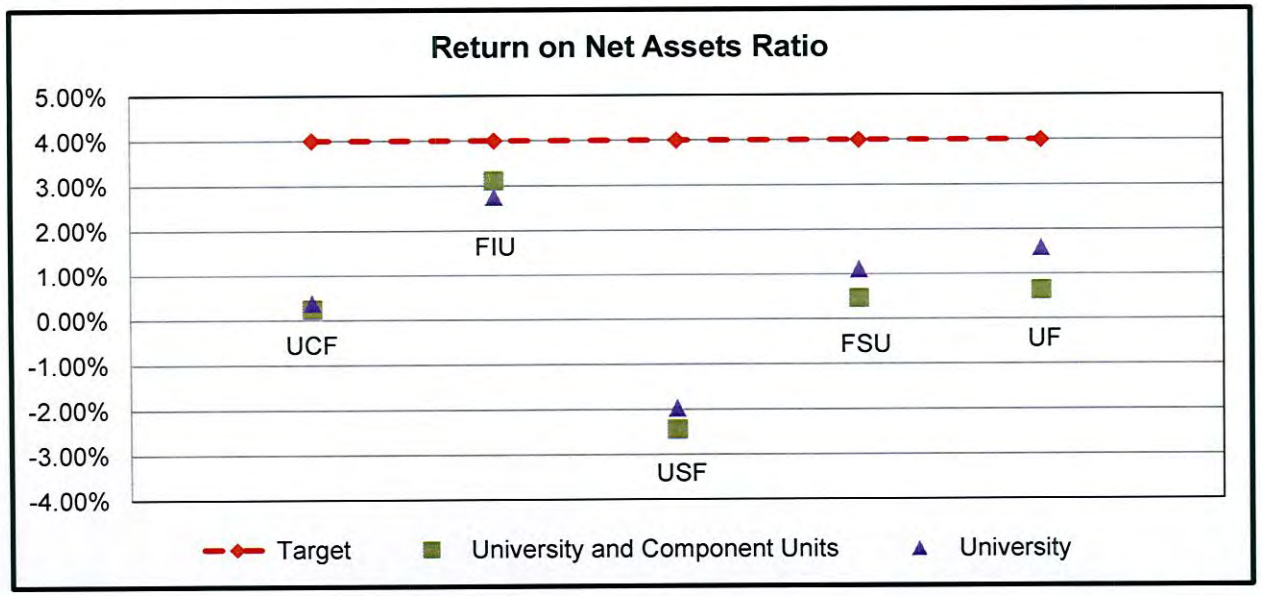

- This ratio measures whether the university has improved financially by measuring total economic return or the return on net assets that occurred as a result of the university's activities. The real rate of return adjusts the nominal rate for the effects of inflation using the Higher Education Price Index. The university has established a target of 4.00%.

This ratio is calculated as follows:

Return on Net Assets

$$\frac{\text{Change in Net Assets}}{\text{Total Net Assets}}$$

	UCF	FIU	USF	FSU	UF	FAU	FAMU	UNF	FGCU	UWF	NCF
University & Component Units	0.25%	3.12%	-2.44%	0.47%	0.65%	-1.81%	-0.68%	-5.53%	-3.11%	-4.66%	-4.25%
University *	0.39%	2.76%	-1.97%	1.12%	1.60%	-0.14%	0.18%	-5.65%	-3.02%	-5.81%	-5.06%

* Includes blended-component units (UCF Finance Corporation and UCF College of Medicine Self-Insurance Program).

Viability Ratio

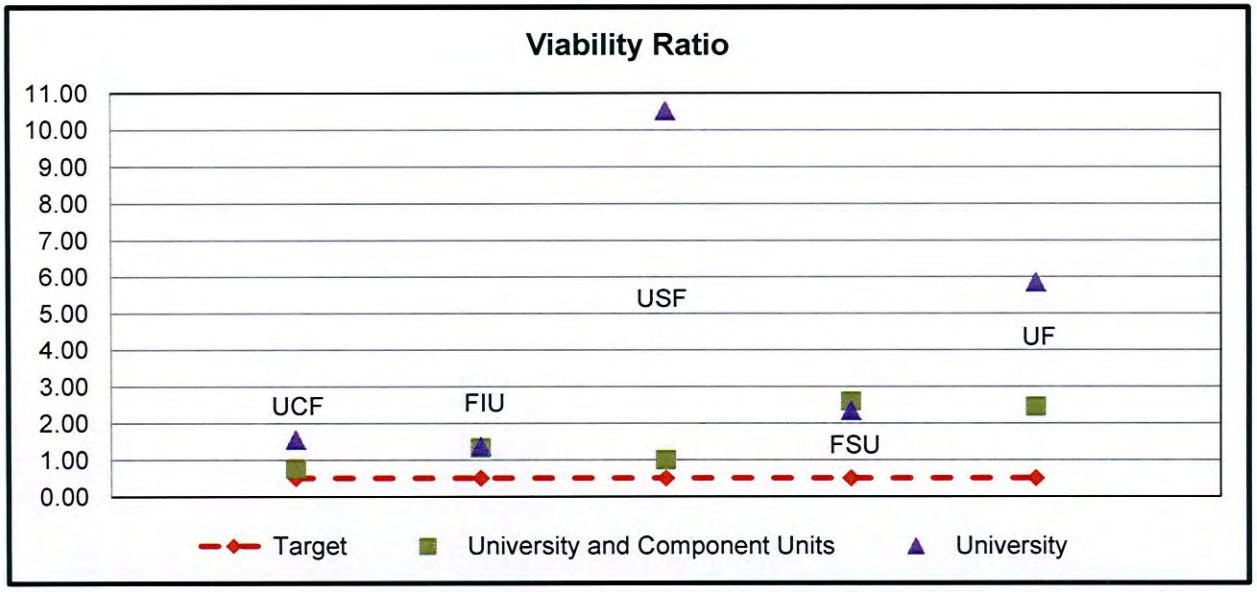

- This ratio measures one of the most basic determinants of clear financial health, the availability of expendable net assets to cover debt should the university and component units need to settle its obligations. A ratio of 0.5 or greater indicates the university and component units have sufficient reserves to satisfy all liabilities, including long-term debt.

This ratio is calculated as follows:

Viability Ratio

$$\frac{\text{Expendable Net Assets}}{\text{Long-Term Debt}}$$

	UCF	FIU	USF	FSU	UF	FAU	FAMU	UNF	FGCU	UWF	NCF
University & Component Units	0.76	1.33	1.01	2.60	2.45	0.96	2.59	0.40	0.28	1.42	(0.14)
University *	1.55	1.37	10.53	2.34	5.85	1.52	1.98	0.34	0.20	N/A	0.31

* Includes blended-component units (UCF Finance Corporation and UCF College of Medicine Self-Insurance Program).

Computing the Composite Financial Index -
Overview of Methodology

This methodology is an arithmetic means of combining the four ratios previously displayed as a measure of fundamental elements of financial health to yield a single composite financial index that represents an institution's overall financial health.

Under the methodology, the composite financial index (CFI) is calculated as follows:

- determine the value of each ratio
- divide each ratio by an industry determined relevant value to calculate a strength factor
- multiply strength factors by specific weighting factors
- total the resulting four numbers to reach a single CFI score.

These scores do not have absolute precision, but can be indicators of overall institutional well-being when evaluated in conjunction with nonfinancial indicators. However, the ranges do have enough precision to be indicators of the institutional financial health, and the CFI as well as its trend line, over a period of time, can be the single most important measure of the financial health for the institution.

- CFI = Sum of $\left(\frac{\text{Ratios}}{\text{Relevant Value}}\right)$ x Weight

Relevant values and weights assigned were as follows:

	Relevant Value	Weight
Primary Reserve Ratio	0.133	35%
Net Operating Revenues Ratio	0.013	10%
Return on Net Assets Ratio	0.02	20%
Viability Ratio	0.417	35%

Composite Financial Index

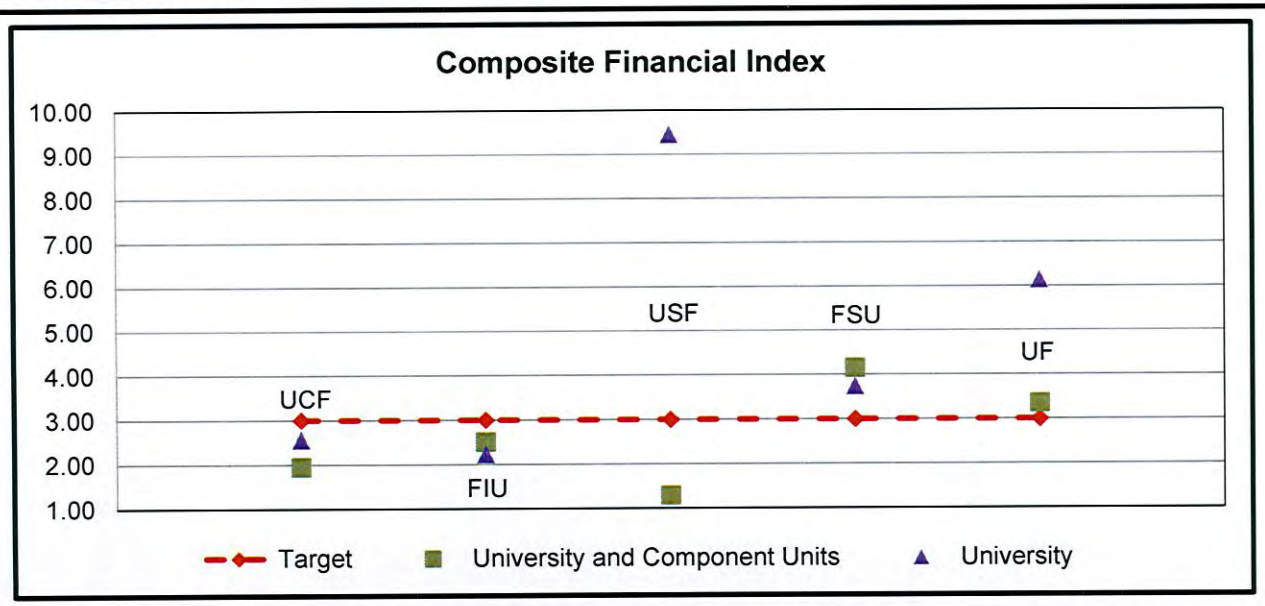

- This index is a composite of the four key ratios. When combined, these four ratios deliver a single measure of the overall financial health of the university. The university has established a target of 3.00.

	UCF	FIU	USF	FSU	UF	FAU	FAMU	UNF	FGCU	UWF	NCF
University & Component Units	1.95	2.51	1.29	4.15	3.36	1.49	3.29	(0.22)	0.32	1.34	(1.98)
University *	2.57	2.24	9.45	3.75	6.15	1.85	2.74	(0.25)	0.15	N/A	(0.77)

* Includes blended-component units (UCF Finance Corporation and UCF College of Medicine Self-Insurance Program).

ITEM: INFO-6

University of Central Florida
Board of Trustees
Finance and Facilities Committee

SUBJECT: University Operating Budget Report Ended December 31, 2013

DATE: February 12, 2014

For information only.

ITEM: INFO-6

University of Central Florida
Operating Budget Status

December 31, 2013

Year-to-Date Activity and Variances

The attached reports include revenues and expenditures for the six months ending December 31, 2013, compared to the operating budget. Student credit hours are consistent with the enrollment plan and are slightly less than the prior year by 1.5 percent. Revenue and expenditures as a percentage of budget are 4.1 percent and 0.6 percent, respectively, higher than last year. Overall, revenues and expenditures as a percent of the operating budget are 54 percent and 39 percent, respectively. Specific activities and variances in certain budget categories are described below.

Educational & General

E&G revenues increased $40.1 million. State appropriations increased $34.5 million and tuition and fees increased $6.6 million, which includes an increase in Summer tuition revenue resulting from the Fall 2012 rate increase, and the 1.7 percent consumer price index increase to undergraduate base tuition.

E&G expenditures increased by $2.4 million. Salaries and benefits increased $7.0 million, which includes headcount increases, pay rate increases, and legislative increases in employer contributions to fund the state pension plan. The increase in salaries and benefits was offset by a $5.0 million decrease in other operating expenses.

Medical School

Medical school revenues increased by $1.2 million primarily due to increased student fees and state appropriations.

Medical school expenditures increased by $1.8 million. Salaries and benefits increased $0.7 million. Other operating expenses increased $0.9 million due to continued growth of the college operations.

Auxiliary Enterprises

Auxiliary revenues increased by $17.3 million. $10.1 million of the increase was related to an accounting change for utilities by facility operations. Computer Services and Technology revenues increased $4.6 million primarily due to campus-network improvements funded from technology fees and other projects. Housing revenues increased $3.4 million due to the opening of additional housing facilities.

Expenditures increased by $12.4 million. Utilities increased $9.4 million due to the accounting change for facility operations. Computer Services and Technology purchases for resale increased $4.0 million. Salaries and benefits increased $1.7 million, which includes headcount increases, pay rate increases and increases for employer rates for retirement plans. These

University of Central Florida
Operating Budget Status

December 31, 2013

increases were offset by a $3.3 million decrease in license expenditures associated with the prior year WUCF TV license purchase.

Sponsored Research

Sponsored research revenues increased $13.5 million primarily attributable to a change in accounting in conjunction with the implementation of a new financial systems accounts receivable module. Historically, revenues were recorded on a cash basis throughout the year with a conversion to accrual basis for year-end financial reporting. Beginning in November 2013, revenues are now recorded on an accrual basis throughout the year.

Expenditures decreased $4.4 million. Capital purchases decreased by $1.6 million due to fewer purchases for the Florida Solar Energy Center's Sunsmart Schools project. Salaries and benefits decreased by $1.2 million primarily due to a timing difference for recording transfers of costs with E&G.

Student Financial Aid

Revenues increased $3.6 million, resulting from timing differences of transfers from E&G compared to the prior year. Actual activity showed increases in funding for the federal Pell Grant and the First Generation Grant of $2.0 million, offset by a decrease in federal funds for the Direct Lending program of $2.5 million and a decrease of $2.8 million for Bright Futures Scholarships.

Expenditures increased $3.6 million primarily due to an increase in need-based student awards.

Student Activities

Revenues and expenses remain consistent with the prior year.

Concessions

Revenues and expenses remain consistent with the prior year.

Technology Fee

Technology fee revenues were consistent with the prior year.

Technology fee expense variances are due to timing differences in the progress of the various projects. Approximately 96 percent of 2012-13 and prior years' awarded funds have been spent or transferred to Computer Services and Telecommunications for projects completed or in progress.

University of Central Florida
Operating Budget Report

as of December 31, 2013 (50% of year)

Fiscal Year 2014

	Revenue	Expenditures	Expenditure Budget	% of Budget Spent	Revenue as % of Budget	Revenue less Expenditures	Fund Balance (as of July 1)
Educational & General	$ 355,977,861	$ 222,241,740	$ 604,175,544	36.8%	58.9%	$ 133,736,120	$ 121,024,562
Medical School	15,437,482	12,611,986	48,097,989	26.2%	32.1%	2,825,495	14,496,365
Auxiliary Enterprises	108,010,691	76,075,216	188,545,104	40.3%	57.3%	31,935,475	159,354,663
Sponsored Research	80,042,952	58,383,897	150,912,000	38.7%	53.0%	21,659,055	23,797,770
Student Financial Aid	253,149,104	217,528,609	521,544,307	41.7%	48.5%	35,620,495	28,560,028
Student Activities	14,269,645	8,822,927	21,945,080	40.2%	65.0%	5,446,718	8,954,497
Concessions	434,992	118,430	420,000	28.2%	103.6%	316,562	884,687
Technology Fee	7,190,613	3,149,031	9,945,000	31.7%	72.3%	4,041,581	4,711,636
	$ 834,513,339	$ 598,931,837	$ 1,545,585,024	38.8%	54.0%	$ 235,581,502	$ 361,784,208

Fiscal Year 2013

	Revenue	Expenditures	Expenditure Budget	% of Budget Spent	Revenue as % of Budget	Revenue less Expenditures	Fund Balance (as of July 1)
Educational & General	$ 315,892,902	$ 219,841,531	$ 581,424,002	37.8%	54.3%	$ 96,051,371	$ 165,730,164
Medical School	14,250,441	10,802,130	42,378,001	25.5%	33.6%	3,448,311	11,135,112
Auxiliary Enterprises	90,618,252	63,665,461	174,983,999	36.4%	51.8%	26,952,791	131,685,970
Sponsored Research	66,529,763	62,796,907	154,597,904	40.6%	43.0%	3,732,856	22,505,218
Student Financial Aid	249,523,932	213,923,287	539,721,705	39.6%	46.2%	35,600,645	28,066,695
Student Activities	14,542,952	8,278,560	22,186,188	37.3%	65.5%	6,264,392	9,350,292
Concessions	480,020	145,420	380,000	38.3%	126.3%	334,600	637,249
Technology Fee	7,332,748	1,552,470	11,075,000	14.0%	66.2%	5,780,278	6,323,487
	$ 759,171,010	$ 581,005,766	$ 1,526,746,799	38.1%	49.7%	$ 178,165,244	$ 375,434,187

University of Central Florida
Operating Expenditure Report

as of December 31, 2013 (50% of year)

Fiscal Year 2014

	Expenditures - Amount					Expenditures - Percent of Total				
	Salaries and Benefits	Expenses	Capital Purchases	Debt Service	Total	Salaries and Benefits	Expenses	Capital Purchases	Debt Service	Total
Educational & General	$ 152,060,594	$ 66,779,460	$ 3,401,686	$ -	$ 222,241,740	68.4%	30.0%	1.5%	-	100.0%
Medical School	9,583,297	2,595,086	433,604	-	12,611,986	76.0%	20.6%	3.4%	-	100.0%
Auxiliary Enterprises	21,882,987	46,651,280	816,635	6,724,313	76,075,216	28.8%	61.3%	1.1%	8.8%	100.0%
Sponsored Research	29,094,561	27,229,744	2,059,592	-	58,383,897	49.8%	46.6%	3.5%	-	100.0%
Student Financial Aid	2,034,541	215,494,068	-	-	217,528,609	0.9%	99.1%	-	-	100.0%
Student Activities	4,616,473	4,168,931	37,524	-	8,822,927	52.3%	47.3%	0.4%	-	100.0%
Concessions	362	118,068	-	-	118,430	0.3%	99.7%	-	-	100.0%
Technology Fee	35,751	973,379	2,139,901	-	3,149,031	1.1%	30.9%	68.0%	-	100.0%
	$ 219,308,565	$ 364,010,016	$ 8,888,943	$ 6,724,313	$ 598,931,837	36.6%	60.8%	1.5%	1.1%	100.0%

Fiscal Year 2013

	Expenditures - Amount					Expenditures - Percent of Total				
	Salaries and Benefits	Expenses	Capital Purchases	Debt Service	Total	Salaries and Benefits	Expenses	Capital Purchases	Debt Service	Total
Educational & General	$ 145,083,776	$ 71,767,510	$ 2,990,245	$ -	$ 219,841,531	66.0%	32.6%	1.4%	-	100.0%
Medical School	8,929,301	1,709,309	163,520	-	10,802,130	82.7%	15.8%	1.5%	-	100.0%
Auxiliary Enterprises	20,120,920	35,200,960	1,415,632	6,927,949	63,665,461	31.6%	55.3%	2.2%	10.9%	100.0%
Sponsored Research	30,258,857	28,815,550	3,722,482	18	62,796,907	48.2%	45.9%	5.9%	0.0%	100.0%
Student Financial Aid	1,365,352	212,501,165	56,770	-	213,923,287	0.6%	99.3%	0.0%	-	100.0%
Student Activities	4,401,130	3,846,776	30,654	-	8,278,560	53.2%	46.5%	0.4%	-	100.0%
Concessions	55	145,365	-	-	145,420	0.0%	100.0%	-	-	100.0%
Technology Fee	82,380	887,050	583,040	-	1,552,470	5.3%	57.1%	37.6%	-	100.0%
	$ 210,241,771	$ 354,873,685	$ 8,962,343	$ 6,927,967	$ 581,005,766	36.2%	61.1%	1.5%	1.2%	100.0%

University of Central Florida
Operating Budget Report

as of December 31, 2013 (50% of year)

Statistical Information

Student Credit Hours[1]

	Fiscal Year 2014				Fiscal Year 2013			
Actual Compared to UCF Plan	Actual	Plan	Difference	% Variance	Actual	Plan	Difference	% Variance
Summer	228,164	228,060	104	0.0%	235,805	240,038	(4,233)	-1.8%
Fall[2]	644,192	643,743	449	0.1%	649,923	667,522	(17,599)	-2.6%
Spring	-	-	-		-	-	-	
	872,356	871,803	553	0.1%	885,728	907,560	(21,832)	-2.4%

Current Year Compared to Prior Year	2013-14	2012-13	Difference	% Variance	2012-13	2011-12	Difference	% Variance
Summer	228,164	235,805	(7,641)	-3.2%	235,805	232,108	3,697	1.6%
Fall[2]	644,192	649,923	(5,731)	-0.9%	649,923	647,221	2,702	0.4%
Spring	-	-	-		-	-	-	
	872,356	885,728	(13,372)	-1.5%	885,728	879,329	6,399	0.7%

Additional Statistical Information

	2013-14	2012-13	Difference	% Variance
Student headcount - Fall 2013[2] and 2012	59,740	59,785	(45)	- 0.1%
Percent in-state students - Fall 2013[2] and 2012	94.7%	94.8%	-0.1%	-0.1%
Foundation endowment - June 30, 2013, and 2012	$133,827,336	$121,087,980	$ 12,739,356	10.5%
Foundation assets - June 30, 2013, and 2012	$263,770,330	$244,702,384	$ 19,067,946	7.8%
On-campus Housing, including Greek Housing[3]	6,900			
Rosen Campus housing[3]	388			
Affiliated housing[3]	3,723			
Managed housing[3]	594			
Gross square footage - Orlando Campus[3]	9,844,897			
Acreage - Orlando Campus[3]	1,415			

[1] Medical students are not included in student credit hours.

[2] Fall 2013 is preliminary data.

[3] As of Fall 2013

University of Central Florida
Operating Budget Status

Explanation of Terms

Budgets

Educational & General. The Educational & General budget includes expenditures for instructional activities and related administrative support. This budget is funded by general revenue, Educational Enhancement funds, and student fees. E&G student fees include tuition and out-of-state fees.

Auxiliary Enterprises. Auxiliary enterprises include those activities that are not instructional in nature but support the operation of the university. The primary auxiliary areas include Housing, Student Health Services, Parking Services, Computer Store, Telecommunications, Continuing Education, Dining Services, and the Bookstore. The auxiliaries must generate adequate revenue to cover expenditures and allow for future renovations and building or equipment replacement, if applicable. Several of the auxiliaries are partially or wholly funded by student fees, including Student Health Services, Parking Services and Material and Supply Fees.

Sponsored Research. Sponsored research includes research activities that are funded by federal, state, local, and private funds.

Student Financial Aid. The student financial aid budget largely represents scholarship and loan funds that are received by the university and subsequently disbursed to students. Large disbursements of these funds occur at the beginning of the fall and spring semesters. The expenditures in this budget will, therefore, not coincide with the months remaining in the year.

Student Activities. The student activities budget is funded by the Activity and Service Fee paid by the students and includes expenditures for student government and student clubs and organizations. This budget also includes all expenditures for the Student Union and the Recreation and Wellness Center. Expenditures for these entities are funded by the Activity and Service Fee and by revenue generated through functions in the facilities.

Concessions. The concessions budget is funded from vending machine revenue. These funds are used for events and other expenditures that support the university.

Technology Fee. The technology fee was established in January 2009 as allowed by Florida Statute 1009.24. The university began charging 5 percent of the tuition per credit hour beginning in the fall term of the 2009-10 academic years. A committee and guidelines for the allocation and use of the technology resources were established. The revenue from this fee will be used to enhance instructional technology resources for students and faculty.

University of Central Florida
Operating Budget Status

Explanation of Terms

Expenditure Categories

Salaries and Benefits. Salaries and benefits include salary payments, along with employer benefit costs, including FICA, health insurance, life insurance, disability insurance, and pre-tax benefits. Benefits are approximately 28 percent of salaries for permanent employees.

Expenses. Expenses include office supplies, repairs, maintenance costs, contract services, and all other items not included as salaries, capital purchases, or debt service.

Capital Purchases. Capital purchases include personal property with a value of $5,000 or more and library resources with a value of $250 or more, and an expected life of one year or more.

Debt Service. Debt service includes principal and interest payments on bonds and other loans within the university.

ITEM: INFO-7

University of Central Florida
Board of Trustees
Finance and Facilities Committee

SUBJECT: UCF Research Foundation 2013-14 First-Quarter Financial Report Presentation

DATE: February 12, 2014

For information only.

University of Central Florida

Research Foundation, Inc.

Overview

- The UCF Research Foundation is a direct support organization of the university and provides sponsored program administration and financial stewardship to the university, the Office of Research & Commercialization, faculty, staff, and students in support of their research, commercialization, and economic development projects.

- The UCF Research Foundation manages and supports:
  - Intellectual property activities
  - Research sponsorships
  - Contract and grant administration
  - Economic development activities.

Organizational Structure

- Board of Directors and Officers
  - Dr. MJ Soileau – President, Director, Chair
  - Dr. Thomas O'Neal – Vice President
  - Mr. Ed Jacobs – Treasurer
  - Mrs. Kim Smith – Secretary
  - Mr. Pat Christiansen – Director
  - Mr. Charles Harris – Director
  - Dr. Daniel Kelly – Director
  - Mr. Marcos Marchena – Director
  - Mr. William Merck II – Director
  - Dr. Dan Rini – Director
  - Ms. Marni Spence – Director
  - Mr. Joe Wallace – Director

UCFRF Operating Results

UCFRF Operations Comparison 2013 v. 2014

	2014				2013			
	Actual	Budget	Variance		Actual	Budget	Variance	
Revenues								
Royalties, contracts, contributions, etc.	$2,118,808	$2,053,485	$ 65,324	3.2%	$1,998,019	$2,451,550	$ (453,531)	-18.5%
Other	95,132	97,895	(2,763)	-2.8%	99,839	125,500	(25,661)	-20.4%
Total revenues	2,213,940	2,151,380	62,561	2.9%	2,097,857	2,577,050	(479,192)	-18.6%
Expenses								
Total operating expenses	2,136,633	2,043,007	(93,626)	-4.6%	2,041,569	2,476,858	435,290	17.6%
Net increase from operations	$ 77,307	$ 108,372	$(31,065)	-28.7%	$ 56,289	$ 100,191	$ (43,903)	-43.8%

UCFRF Cash Management

Cash Management - UCF Research Foundation		
As of December 31, 2013		
	Amount	Current Rate of Returns
Bank of America Sweep **	$ 1,152,872	0.14%
Credit Union	$ 330,227	.25%-0.3%
SPIA with UCF	$ 2,663,535	0.7%
CNL MMAX ***	$ 3,674,515	0.2%
UCF Foundation Cash	$ 6,064	
Total Cash	$ 7,827,213	
	$ -	

** Swept overnight by the bank and collateralized by mortgage-backed securities issued by the National Mortgage Association and/or the Federal Home Loan Mortgage Corporation.

*** 100% FDIC Insured. Other bank balances up to $250,000 are FDIC insured.

Note: The MMAX account is the replacement for the CDARS account which is no longer offered. The account provides 100% FDIC insured investment.